# English Vocabulary for the Spanish Speaker

## Book 2

Vocabulary

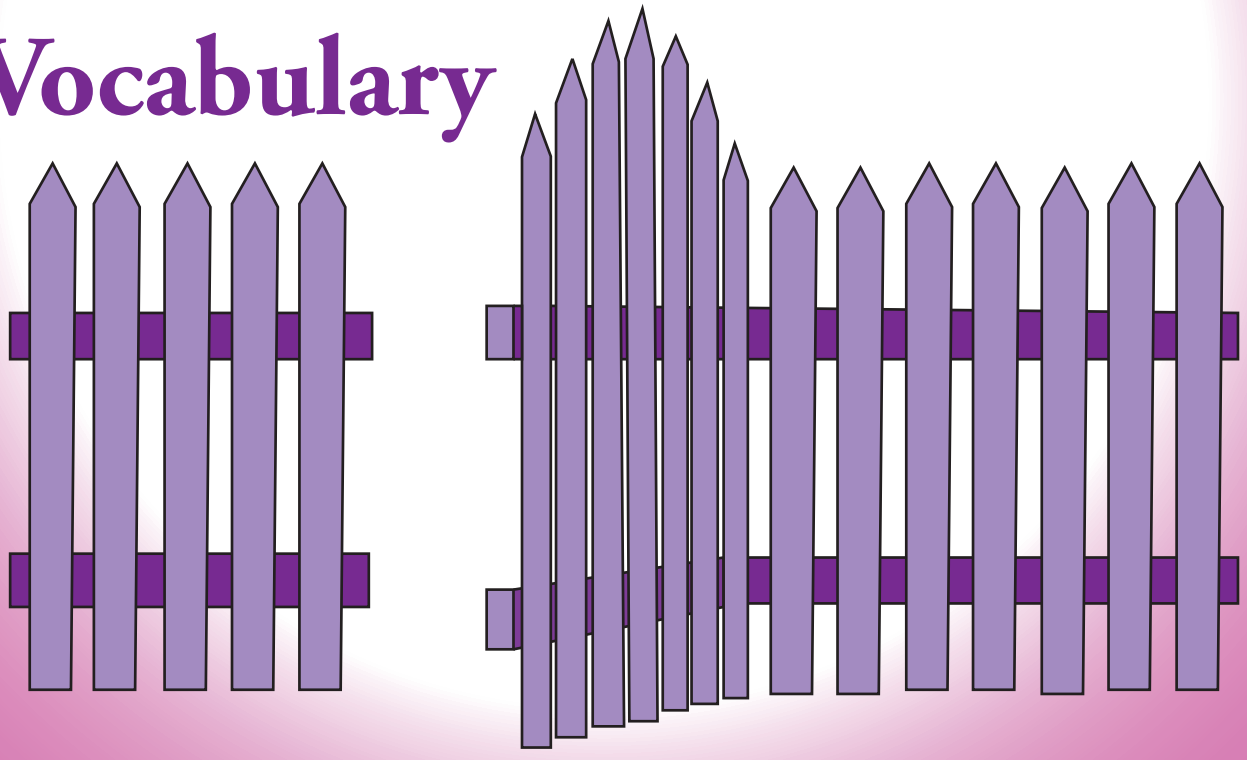

is the gateway for reading, speaking and writing!

# English Vocabulary
## for the
## Spanish Speaker

## Book 2

Written by
**Kathleen Fisher**

Illustrated by
**Tracy Schmidt**

**Fisher Hill  Huntington Beach  California**

# Thank you for purchasing this e-book from Fisher Hill Publishers

Copies of worksheets may be reproduced by the classroom teacher for classroom use only. E-books are protected under copyright law and as such may not be shared with colleagues, friends, other classrooms or schools. You may not modify or use them for any other purpose and you may not transmit these materials in part or in whole to others or post on any website, blog, the internet, etc.

Copyright 2013 by Kathleen Fisher
Ebook Printing 2019
All rights reserved.

Published by FISHER HILL
5267 Warner Avenue, #166
Huntington Beach, CA 92649-4079
www.Fisher-Hill.com

Made in the U.S.A.

ISBN 978-1-878253-80-4

If you have any questions or comments about this workbook, please contact us at therst@icloud.com.

# Contents

Introduction ..... v
Dictionary ..... 1
Nouns ..... 5
Verbs ..... 7
Plurals ..... 9
Adjectives ..... 11
Animals ..... 13
Places ..... 19
Things ..... 24
Numbers ..... 30
Colors ..... 32
Words with Multiple Meanings ..... 33
Rhyming Words ..... 35
Feelings ..... 40
Contractions ..... 41
People ..... 43
Transportation ..... 45
Random Words ..... 46
Food and Clothes ..... 48
Home ..... 51
Body Parts ..... 52
Nature ..... 53
Analogies ..... 54
More Places ..... 55
More Verbs ..... 58
Homophones ..... 60
Synonyms ..... 63
Categories ..... 65
Answer Key ..... 66
English Translation of Spanish Directions ..... 75
Index ..... 82

# Contenido

Introducción ..... v
Diccionario ..... 1
Sustantivos ..... 5
Verbos ..... 7
Plurales ..... 9
Adjetivos ..... 11
Animales ..... 13
Lugares ..... 19
Cosas ..... 24
Numeros ..... 30
Colores ..... 32
Palabras con múltiples significados ..... 33
Palabras que riman ..... 35
Sentimientos ..... 40
Contracciones ..... 41
Personas ..... 43
Transporte ..... 45
Imágenes ocasionales ..... 46
Alimentos y Ropa ..... 48
Hogar ..... 51
Partes del cuerpo ..... 52
Naturaleza ..... 53
Analogías ..... 54
Más lugares ..... 55
Más verbos ..... 58
Homófonos ..... 60
Sinónimos ..... 63
Categorías ..... 65
Las Respuestas ..... 66
Traducción al inglés de las instrucciones en español ..... 75
Índice ..... 82

# Introduction

The purpose of this book is to help Spanish speakers improve their English vocabulary. *English Vocabulary for the Spanish Speaker Book 2* reinforces the vocabulary presented in *English Reading and Spelling for the Spanish Speaker Book 2, English Reading Comprehension for the Spanish Speaker Book 2,* and *English Writing Composition for the Spanish Speaker Book 2.* A few new words are presented in *English Vocabulary for the Spanish Speaker Book 2,* so an English-Spanish dictionary would be helpful.

This book is bilingual: the directions are in Spanish with English translations. THE ENGLISH TRANSLATIONS OF THE SPANISH DIRECTIONS ARE LOCATED AT THE BACK OF THE BOOK. There is also an Answer Key at the back.

Spanish speakers increasing their English vocabulary will improve their English reading and listening comprehension and also strengthen their English writing and speaking skills. Good vocabulary skills help people visualize. Visualization helps people remember what is read or heard.

Good luck in your pursuit of the English language!!

# Introducción

El propósito de este libro es ayudar a las personas de habla hispana a mejorar su vocabulario en inglés. *English Vocabulary for the Spanish Speaker Book 2 (Vocabulario en inglés para el hispanohablante Libro 2)* refuerza el vocabulario presentado en *English Reading and Spelling for the Spanish Speaker Book 2 (Lectura y ortografía en inglés para el hispanohablante - Libro 2), English Reading Comprehension for the Spanish Speaker Book 2 (Comprensión de lectura en inglés para el hispanohablante - Libro 2)* y *English Writing Composition for the Spanish Speaker Book 2 (Composición en inglés para el hispanohablante - Libro 2).* En *English Vocabulary for the Spanish Speaker Book 2* se presentan algunas palabras nuevas, por lo que podría ser útil usar un diccionario inglés-español.

Este libro es bilingüe: las instrucciones están en español con traducciones al inglés. LAS TRADUCCIONES AL INGLÉS DE LAS INSTRUCCIONES EN ESPAÑOL SE ENCUENTRAN EN LAS ÚLTIMAS PÁGINAS DEL LIBRO. En estas páginas también se encuentra una clave de respuestas.

Al aumentar su vocabulario en inglés, las personas de habla hispana mejorarán su comprensión en lectura y comprensión auditiva, y además fortalecerán sus destrezas de escritura y habla en inglés. Las buenas destrezas de vocabulario ayudan a las personas a visualizar. La visualización les ayuda a recordar lo que leyeron o escucharon.

¡Buena suerte en su esfuerzo por aprender inglés!

# Dictionary * Diccionario

Un diccionario es un buen recurso para aprender palabras nuevas. Un diccionario le dice el significado o significados de una palabra. Las palabras de un diccionario se colocan en orden alfabético. Escriba las siguientes palabras en orden alfabético. (Escriba primero las palabras que comienzan con a, luego las palabras que comienzan con b, luego las palabras que comienzan con c, y así sucesivamente.) Enseguida, trace una línea entre la palabra listada y su ilustración. La primera se hizo como ejemplo.

| | | | | |
|---|---|---|---|---|
| plane | shark | whale | yarn | mule |
| grapes | horn | cupcake | lung | bike |
| tent | rosebud | fork | doll | kite |

1. ***bike***
2. _____
3. _____
4. _____
5. _____
6. _____
7. _____
8. _____
9. _____
10. _____
11. _____
12. _____
13. _____
14. _____
15. _____

# Dictionary * Diccionario

Un diccionario es un buen recurso para aprender palabras nuevas. Un diccionario le dice el significado o significados de una palabra. Las palabras de un diccionario se colocan en orden alfabético. Escriba las siguientes palabras en orden alfabético. Si las palabras tienen la misma letra inicial, debe ver la segunda letra para determinar qué palabra va en primer lugar. Enseguida, trace una línea entre la palabra listada y su ilustración. La primera se hizo como ejemplo.

| slide | hand | robe | corn | clown |
|---|---|---|---|---|
| pool | shoe | car | king | star |
| crow | dime | ring | cow | boy |

**1.** ***boy***

**2.** _____

**3.** _____

**4.** _____

**5.** _____

**6.** _____

**7.** _____

**8.** _____

**9.** _____

**10.** _____

**11.** _____

**12.** _____

**13.** _____

**14.** _____

**15.** _____











# Dictionary * Diccionario

Un diccionario es un buen recurso para aprender palabras nuevas. Un diccionario le dice el significado o significados de una palabra. Las palabras de un diccionario se colocan en orden alfabético. Escriba las siguientes palabras en orden alfabético. Si las dos palabras tienen las mismas letras primera y segunda, necesita ver la tercera letra para determinar cuál es primero. Enseguida, trace una línea entre la palabra listada y su ilustración. La primera se hizo como ejemplo.

| | | | | |
|---|---|---|---|---|
| owl | moon | boot | popcorn | snail |
| gift | lamp | cake | crown | belt |
| chair | book | broom | hook | snake |

1. ***belt***
2. _____
3. _____
4. _____
5. _____
6. _____
7. _____
8. _____
9. _____
10. _____
11. _____
12. _____
13. _____
14. _____
15. _____

# Dictionary * Diccionario

Cada página del diccionario tiene dos palabras de guía en la parte superior. La palabra de guía de la parte superior izquierda le indica la primera palabra de la página, y la palabra de guía de la parte superior derecha le indica la última palabra de la página. Recuerde, las palabras de un diccionario se listan en orden alfabético. Escriba una X junto a las palabras que encontraría en cada página del diccionario con las palabras de guía en negritas.

The two guide words are:

1. **paint plain**

___punch
___pond
___park
___plane
___pine

2. **short small**

___sink
___shy
___slow
___snow
___shook

3. **last lunch**

___left
___lamp
___lung
___low
___leg

4. **we wheel**

___what
___wall
___were
___whale
___whiz

5. **bath born**

___broom
___bow
___bike
___brown
___book

6. **far fly**

___fair
___farm
___floss
___felt
___fast

7. **tale thick**

___toy
___tenth
___tail
___tall
___think

8. **call card**

___cape
___cake
___car
___cart
___camp

9. **hand hide**

___hard
___he
___hair
___hang
___hall

# Nouns * Sustantivos

Llene el espacio en blanco con un sustantivo (una persona, lugar, criatura, o cosa) que tenga sentido en la oración. Use los sustantivos que aparecen abajo. Use cada sustantivo una vez.

| | | | | |
|---|---|---|---|---|
| spoon | wool | fort | window | limes |
| milk | thorn | foot | sink | nose |
| neck | trunk | wing | sand | town |

1. There is a long scar on the man's _____ .
2. The bird's _____ is broken .
3. The farmer will shear the sheep's _____ in June.
4. Please put the books in the _____ .
5. The boy broke his _____ when he fell off his bike .
6. The baby can now eat with a _____ .
7. Every year, the _____ has a big Fourth of July celebration.
8. We will visit the small _____ on the hill.
9. Please pick some _____ from the tree.
10. I can not go hiking because I have a sore _____ .
11. The _____ at the beach can get very hot.
12. Be careful not to get stuck by a _____ .
13. Please put the dishes in the _____ .
14. Tom drinks three glasses of _____ every day.
15. My grandmother likes to sit and look out the _____ .

# Nouns * Sustantivos

Llene el espacio en blanco con un sustantivo (una persona, lugar, criatura, o cosa) que tenga sentido en la oración. Use los sustantivos que aparecen abajo. Use cada sustantivo una vez.

| | | | | |
|---|---|---|---|---|
| hair | frown | speech | cupcakes | farm |
| chain | snows | shorts | porch | pork |
| bunk | mask | mail | grapes | punch |

1. Lock your bike with this _____ .
2. Tom will wear a _____ to the party .
3. Mom baked five _____ for lunch.
4. _____ comes from pigs.
5. My sister has to give a _____ at school.
6. Let's sit on the _____ and look at a book.
7. The kids drink _____ at the park.
8. You can sleep on the top _____ .
9. Do not wear _____ to the party.
10. My grandparents live on a _____ .
11. Let's pick _____ off the vine.
12. Did you get a letter in the _____ ?
13. My mom has long red _____ .
14. That tall thin man always has a _____ on his face.
15. I hope it _____ this weekend.

# Verbs * Verbos

Llene el espacio en blanco con un verbo (palabra de acción) que tenga sentido en la oración. Use los verbos que aparecen abajo. Use cada verbo una vez.

| | | | | |
|---|---|---|---|---|
| chop | born | think | lift | bring |
| give | chat | spent | paint | bite |
| asks | limp | made | blows | drink |

1. We will _____ the bedroom walls blue.
2. You never know when a dog might _____ .
3. Pam _____ her mom for another glass of milk.
4. We will _____ mom a gift on Thursday.
5. The clown with the orange hair walks with a _____ .
6. Tom will _____ wood for the fire.
7. Can you _____ the trunk into the truck?
8. The twins _____ on the phone.
9. The small boy _____ out all the candles on the cake.
10. Please _____ the broom over here.
11. The calf was _____ on Monday.
12. I _____ they will arrive at noon.
13. The cook _____ omelets for our breakfast.
14. The groom _____ a lot of money on the ring.
15. The kids _____ punch at the picnic.

# Action Words * Palabras de acción

Relacione el sustantivo (persona, lugar, cosa, o criatura) con un verbo. Use cada sustantivo sólo una vez. La primera se hizo como ejemplo.

| | | | |
|---|---|---|---|
| clown | snow | plane | wind |
| moon | bell | horn | popcorn |
| shark | whip | traffic | brain |
| cook | snake | baby | cheetah |

| Noun | Verb | Noun | Verb |
|---|---|---|---|
| 1. *clown* | *grins* | 9. | toots |
| 2. | hisses | 10. | melts |
| 3. | cries | 11. | pops |
| 4. | chops | 12. | rang |
| 5. | blows | 13. | bites |
| 6. | cracks | 14. | stops |
| 7. | hunts | 15. | thinks |
| 8. | shines | 16. | lands |

Escriba oraciones con siete de los sustantivos y verbos relacionados. Escoja cualquiera de los dieciséis pares relacionados. Incluya en sus oraciones información sobre "dónde" o "cuándo". La primera se hizo como ejemplo.

17. *The clown grins at the small boy.*

18. _____

19. _____

20. _____

21. _____

22. _____

23. _____

# Plurals * Plurales

Plural significa un número mayor que uno. Use las siguientes palabras para llenar las analogías. Una analogía es una comparación entre dos cosas. La primera se hizo como ejemplo.

| | | | | |
|---|---|---|---|---|
| desks | tusks | freeways | scarves | gifts |
| booths | spies | banks | masks | flies |
| branches | feet | teeth | lunches | crafts |

## Relating Factor

**1.**

**… is the plural of …**

**2.**

**… is the plural of …**

**3.**

**… is the plural of …**

**4.**

**… is the plural of …**

**5.**

**… is the plural of …**

# Plurals * Plurales

Plural significa un número mayor que uno. Complete cada oración con un sustantivo plural. Un sustantivo es una persona, lugar, cosa o criatura. Use cada sustantivo plural una vez.

| | | | | |
|---|---|---|---|---|
| baseballs | stains | forks | halls | bathrooms |
| shadows | ranches | owls | ponds | lamps |
| booths | lungs | freeways | boys | chicks |

1. We will need _____ to eat our lunch.
2. Every day I drive on two different _____ to get to work.
3. At school, you cannot run in the _____ .
4. At noon, your _____ are shorter than in the late afternoon.
5. Smoking cigarettes is not good for your _____ .
6. During the game, Tom hit four _____ over the wall.
7. Our new house has three _____ .
8. Last night, we saw two _____ in the tree.
9. We saw two elk drinking at the _____ .
10. The one-week-old yellow _____ are so cute!
11. There are twenty _____ on the track team.
12. In the state of Kentucky, there are many horse _____ .
13. My bedroom has two blue _____ .
14. The boy's pants had blueberry _____ on the pockets.
15. At the fair, we ate at five different food _____ .

# Adjectives * Adjetivos

Escoja entre los adjetivos siguientes para describir los sustantivos dados.

| | | | |
|---|---|---|---|
| shy | good | sore | hard |
| sweet | soft | smart | fast |
| ripe | hot | thick | cool |
| slow | steep | sharp | tall |

| Adjective | Noun | Adjective | Noun |
|---|---|---|---|
| 1. | teeth | 9. | sand |
| 2. | man | 10. | chair |
| 3. | water | 11. | corn |
| 4. | hair | 12. | foot |
| 5. | boy | 13. | lime |
| 6. | snail | 14. | plush toys |
| 7. | crow | 15. | car |
| 8. | book | 16. | hillside |

Escoja varios de sus sustantivos con adjetivos descriptores para escribir oraciones. La primera oración se hizo como ejemplo.

17. *The small brown dog has very sharp teeth.*
18. _____
19. _____
20. _____
21. _____
22. _____
23. _____

# Adjectives * Adjetivos

Llene el espacio en blanco con un adjetivo. Los adjetivos describen los sustantivos. Use los adjetivos que aparecen abajo. Use cada adjetivo una vez.

| | | | | |
|---|---|---|---|---|
| cool | long | good | thick | red |
| hard | sharp | steep | tall | slow |
| ripe | sly | rich | plump | sore |

1. My sister broke her tooth when she ate some _____ candy.
2. The _____ twins play basketball at school.
3. My sister is a good student because she is a _____ reader.
4. The traffic was very _____ on the freeway.
5. We stood in a _____ line for the football tickets.
6. We held the _____ baby chicks in our hands.
7. The little girl has a _____ cape.
8. Do not pick the oranges until they are _____ .
9. At night, the air is _____ .
10. She rode her bike up the _____ hill.
11. I cannot hike today because I have a _____ leg.
12. My dad keeps his tools very _____ .
13. The _____ fox got into the hen house last night.
14. Broccoli is _____ in vitamins.
15. The man with the _____ neck played pro football for years.

# Animals * Animales

Relacione la palabra con su ilustración.

| | | | |
|---|---|---|---|
| chick | elk | mule | cow |
| owl | whale | fly | shark |
| fly | snake | chimp | snail |





**1.** _____

**2.** _____

**3.** _____





**4.** _____

**5.** _____

**6.** _____

**7.** _____

**8.** _____

**9.** _____



**10.** _____

**11.** _____

**12.** _____

# Animals * Animales

Llene cada cuadro externo con palabras que describan al animal del cuadro interno. Use las palabras del siguiente recuadro. Use cada palabra una vez. La primera se hizo como ejemplo.

| | | | |
|---|---|---|---|
| yellow | jungle | buzzes | six legs |
| wings | baby | four legs | bananas |
| stubborn | swings | feathers | brown |
| bug | farm | trees | peeps |

1.

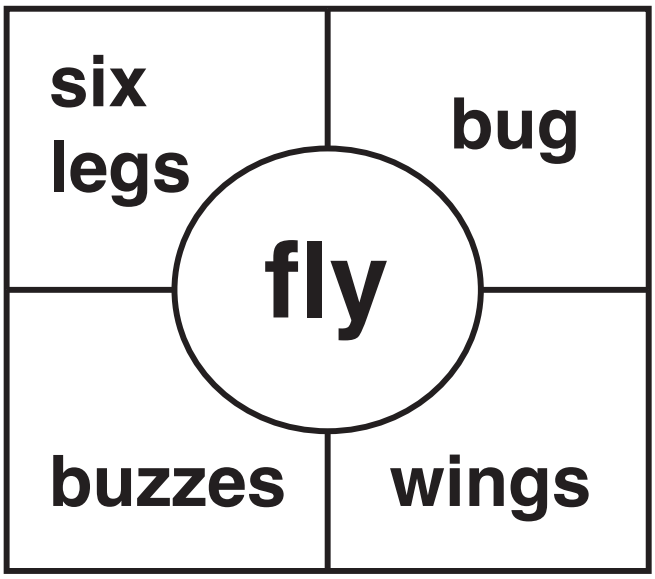


2.

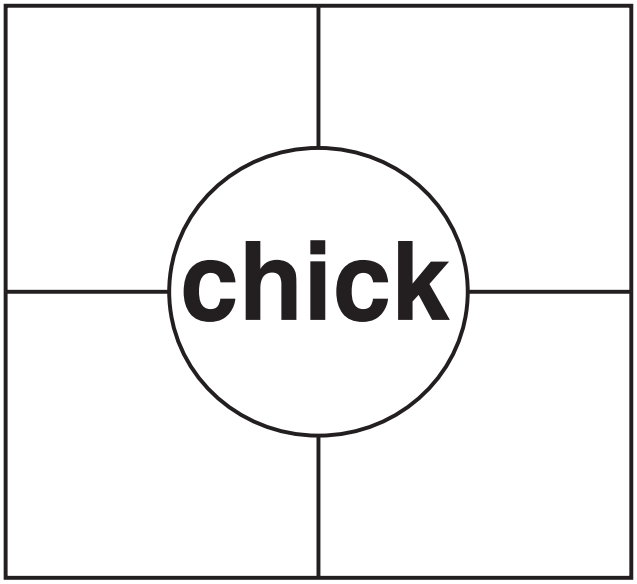


3.

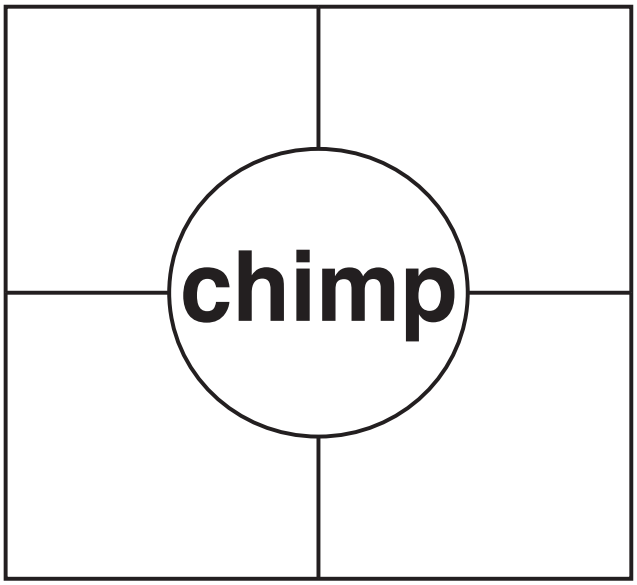


4.

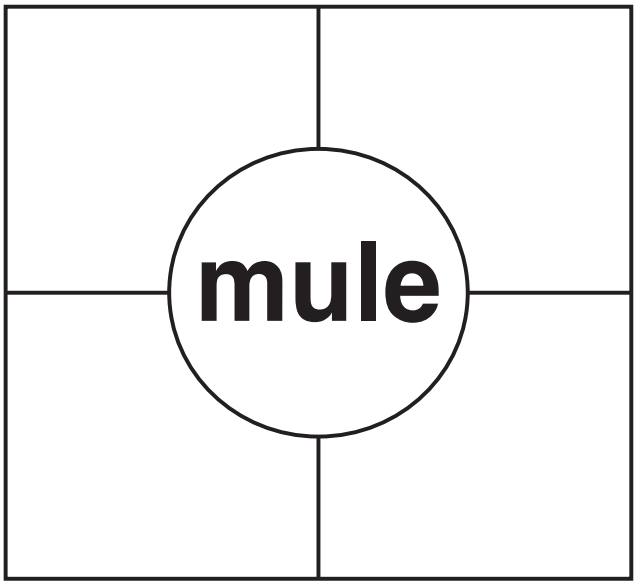

# Animals * Animales

Llene cada cuadro externo con palabras que describan al animal del cuadro interno. Use las palabras del siguiente recuadro. Use cada palabra una vez. Cuando llene los cuadros, use las palabras en una oración. La primera se hizo como ejemplo.

| | | | |
|---|---|---|---|
| black and white | large | swim | produce |
| slither | desert | eat grass | ocean |
| opens | black | smart | striped |
| sharp teeth | trash can | long | milk |

**1.**




Large sharks with sharp teeth swim in the ocean.

**2.**

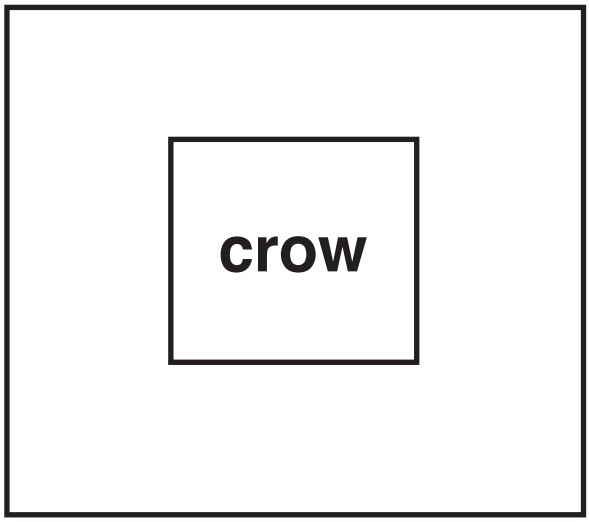


**3.**

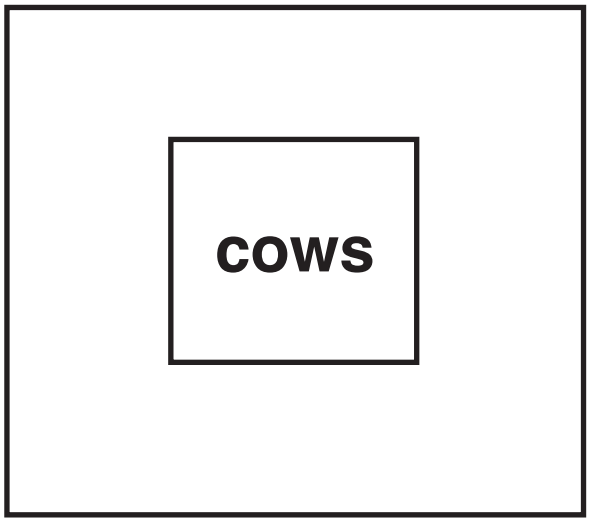


**4.**



# Animals * Animales

Use las siguientes palabras para llenar el árbol de clasificación.

| | | | |
|---|---|---|---|
| mule | snake | horse | elk |
| chimp | shark | cow | crow |
| snail | chick | owl | whale |

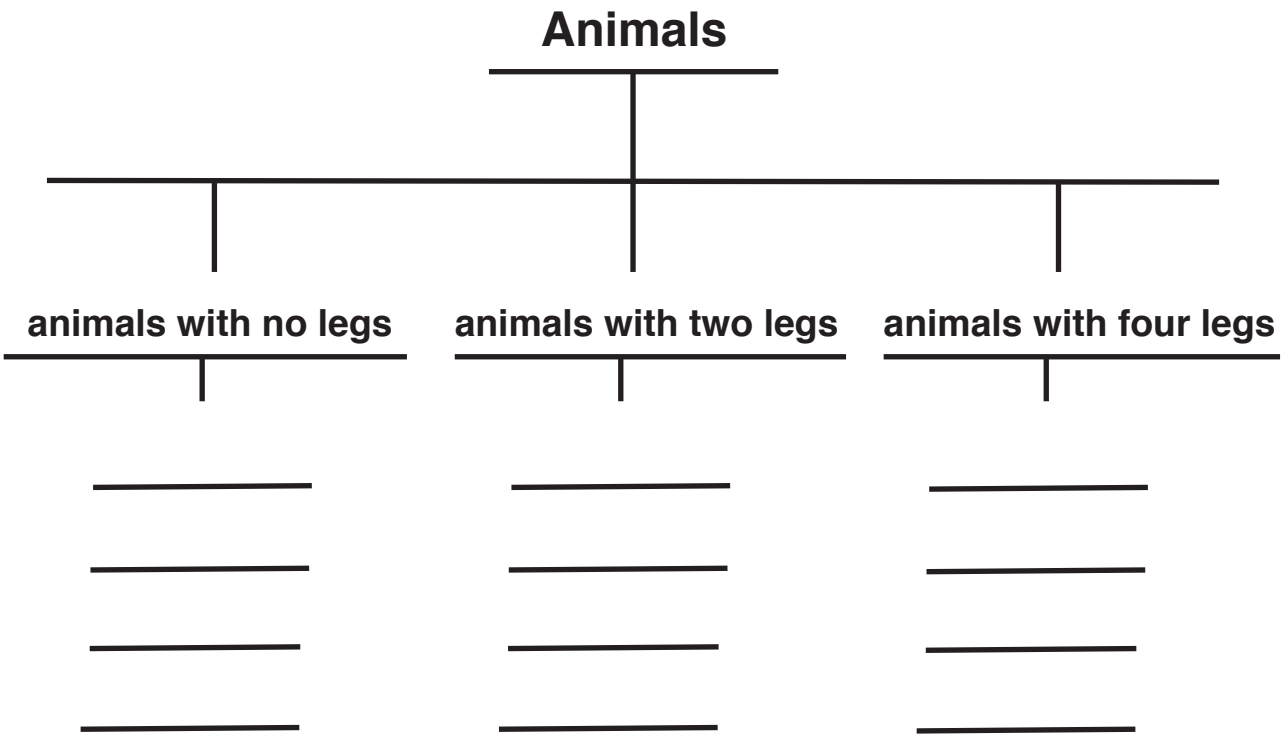


Use los nombres de animales de arriba para contestar las preguntas.

1. Name the three animals that have wings. _____
2. Name the animal that has a shell. _____
3. Name the animal that gives us milk. _____
4. Name the animal that is a large fish. _____
5. Name the animal that has antlers. _____
6. Name the animal that smells with its tongue. _____

# Animals * Animales

Llene la doble burbuja para los animales. En las burbujas intermedias que se conectan, anote la información que sea igual para ambos animales. En las burbujas externas anote información que sólo corresponda a un animal. Use las siguientes palabras para llenar las burbujas. La primera se hizo como ejemplo.

| needs food | fangs | talons | long |
|---|---|---|---|
| hoots | nocturnal | wings | forked tongue |
| slithers | feathers | lays eggs | hisses |
| scales | needs water | flies | needs air |

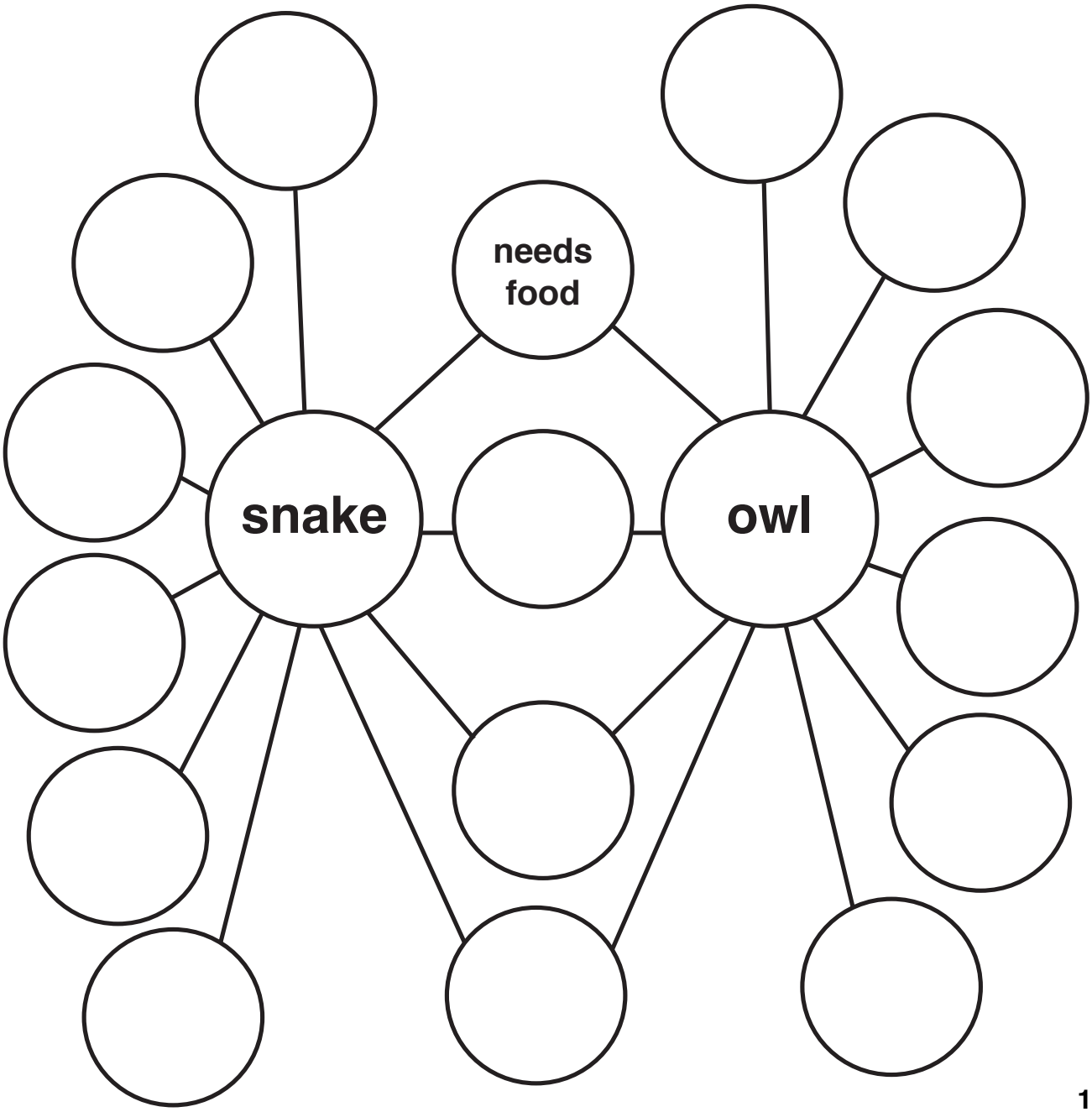

# Animals * Animales

Llene la doble burbuja para los animales. En las burbujas intermedias que se conectan, anote la información que sea igual para ambos animales. En las burbujas externas anote información que sólo corresponda a un animal. Use las siguientes palabras para llenar las burbujas. La primera se hizo como ejemplo.

| | | | | |
|---|---|---|---|---|
| needs food | lives in the ocean | lungs | fish | sharp teeth |
| gills | needs oxygen | swims | flippers | breaching |
| needs water | existed before the dinosaurs | fins | mammal | pod |

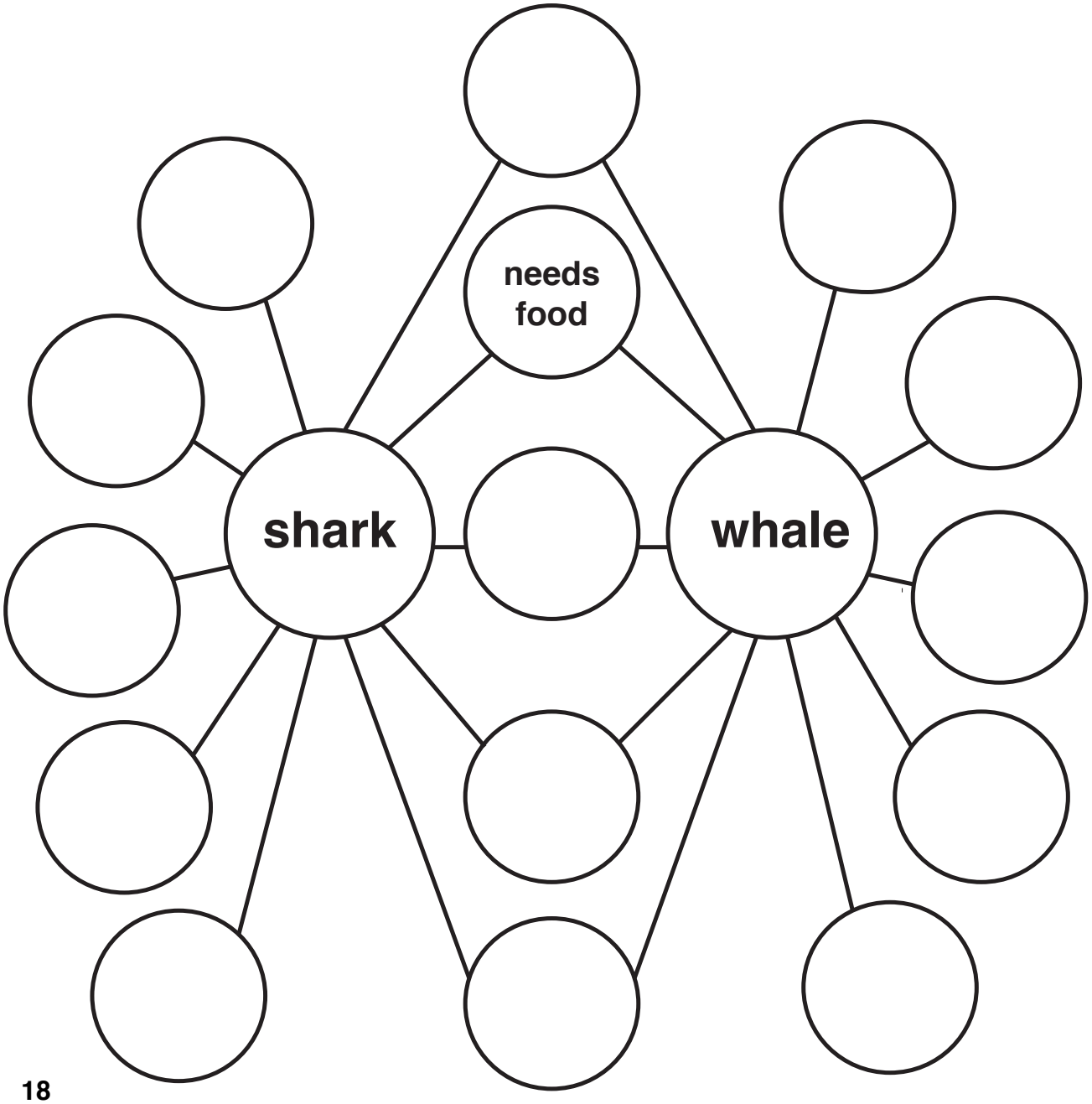

# Places * Lugares

Relacione la palabra con su ilustración.

| | | | |
|---|---|---|---|
| fair | bus stop | mall | ranch |
| booth | pond | port | bank |
| pool | freeway | jail | hillside |

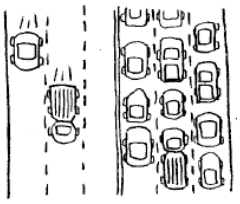

**1.** _____

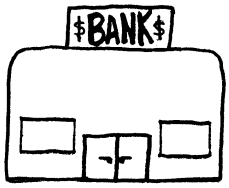


**2.** _____




**3.** _____

**4.** _____



**5.** _____




**6.** _____

**7.** _____



**8.** _____




**9.** _____



**10.** _____

**11.** _____



**12.** _____

# Places * Lugares

Relacione la palabra con su ilustración.

| | | | |
|---|---|---|---|
| rink | fort | bedroom | camp |
| track | town | park | yard |
| store | farm | bathroom | zoo |



**1.** _____




**2.** _____

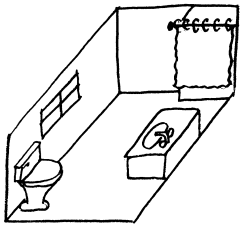

**3.** _____



**4.** _____



**5.** _____



**6.** _____

**7.** _____

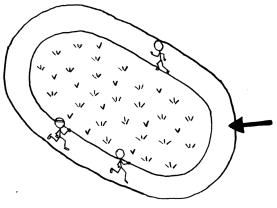

**8.** _____

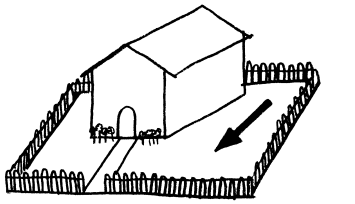

**9.** _____

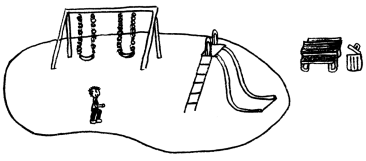

**10.** _____

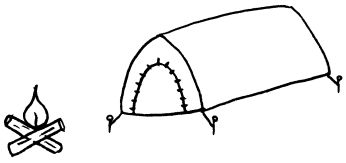

**11.** _____

**12.** _____

# Places * Lugares

Escriba las siguientes palabras en los círculos. Escoja las cosas o criaturas que podría encontrar en cada lugar. Puede usar las palabras más de una vez.

| | | | |
|---|---|---|---|
| chicks | slides | swings | barn |
| baseball game | grape vines | pond | mule |
| crows | kids | football game | silo |
| grass | tools | zoo | booth |

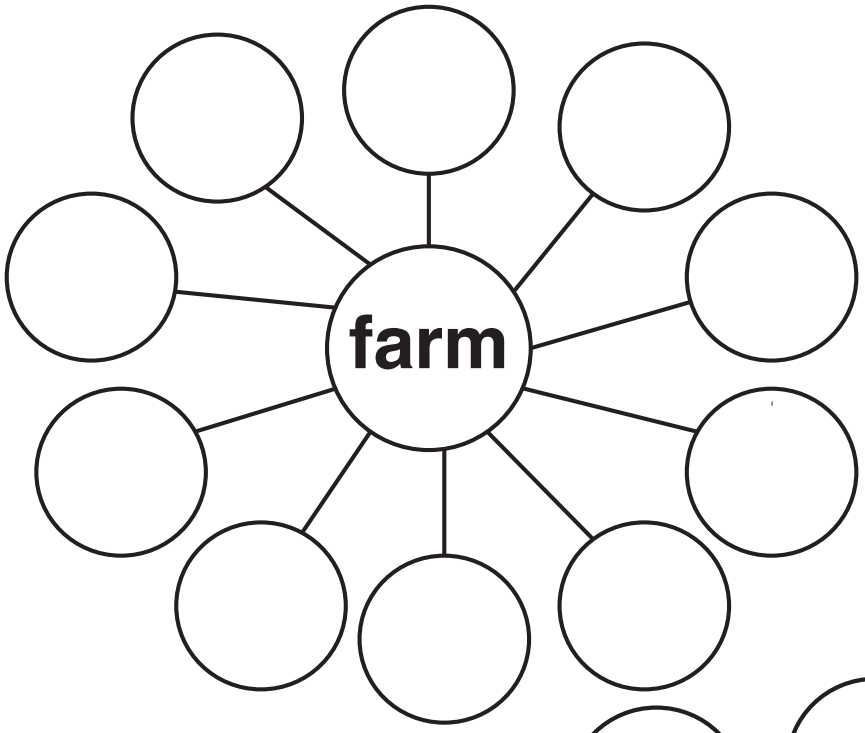


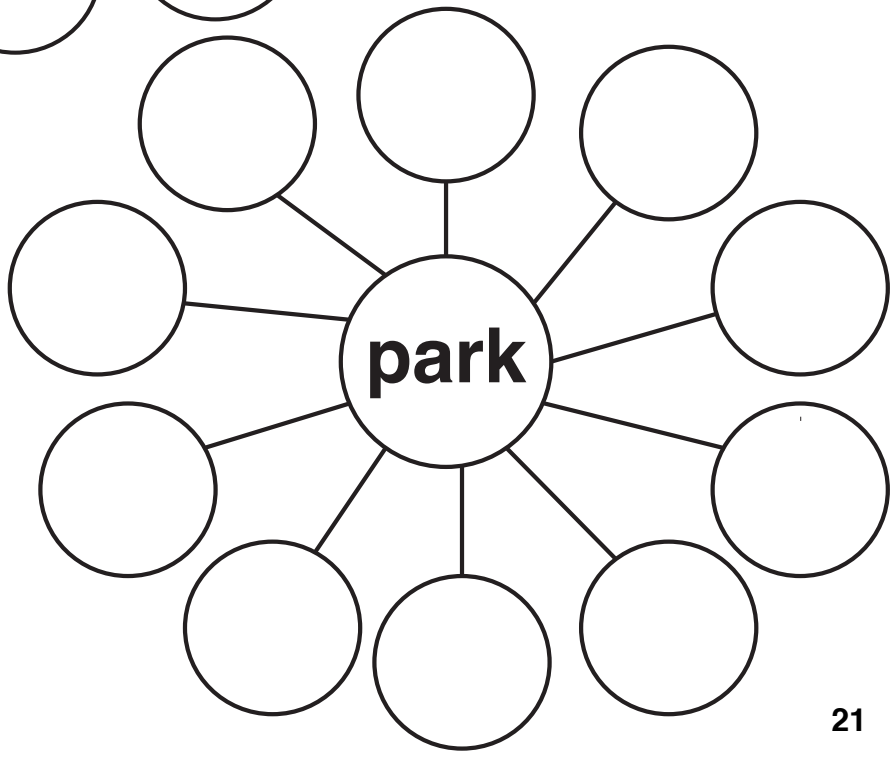

# Places * Lugares

Escoja una persona, criatura, o cosa de abajo que podría encontrar en los lugares indicados en la tabla. Use cada palabra una vez. La primera se hizo como ejemplo.

| | | | |
|---|---|---|---|
| checks | cow | cars | skates |
| bathtub | tent | horses | elk |
| chimp | food | clothes | lamp |

| Person, Creature or Thing | Place | Person, Creature or Thing | Place |
|---|---|---|---|
| 1. cars | freeway | 7. | bedroom |
| 2. | store | 8. | farm |
| 3. | booth | 9. | bathroom |
| 4. | creek | 10. | bank |
| 5. | camp | 11. | rink |
| 6. | zoo | 12. | ranch |

Escriba oraciones usando la persona, criatura o cosa y su lugar. La primera se hizo como ejemplo.

13. *There were many cars on the freeway.*
14. _____
15. _____
16. _____
17. _____
18. _____
19. _____
20. _____
21. _____
22. _____
23. _____
24. _____

# Places * Lugares

Llene cada cuadro externo con palabras que describan al lugar del cuadro interno. Use las palabras del siguiente recuadro. Use cada palabra una vez.

| | | | |
|---|---|---|---|
| shops | shower | shoes | trees |
| ships | slides | harbor | docks |
| sink | cargo | tub | swings |
| shade | food | toilet | clothes |

1.

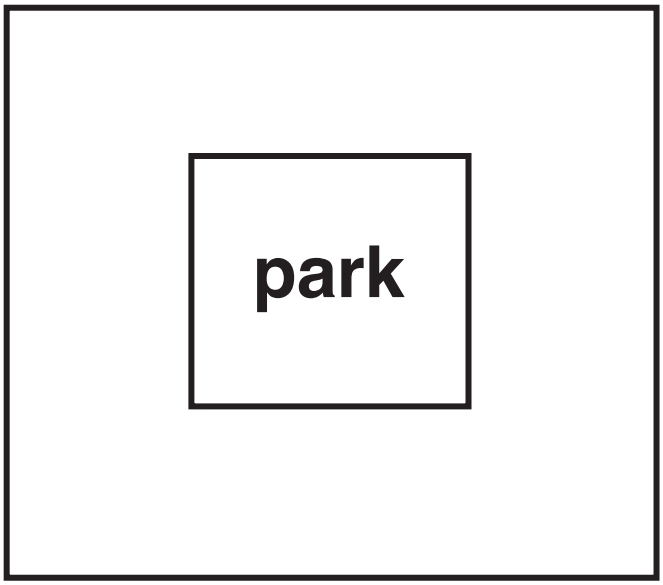


2.

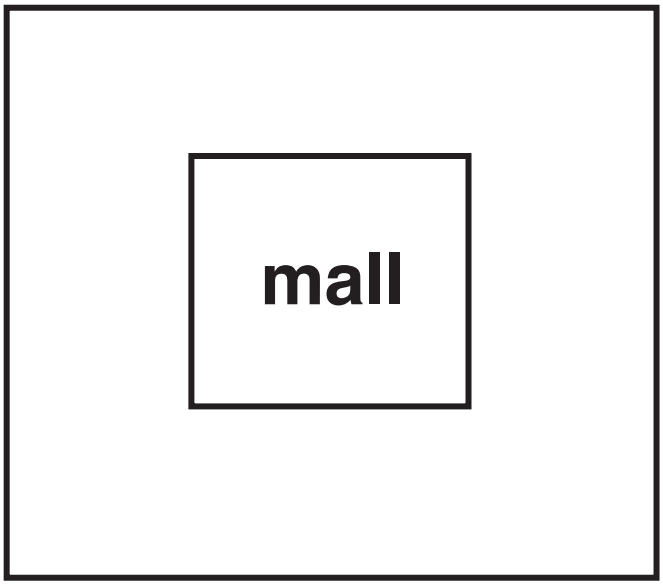


3.

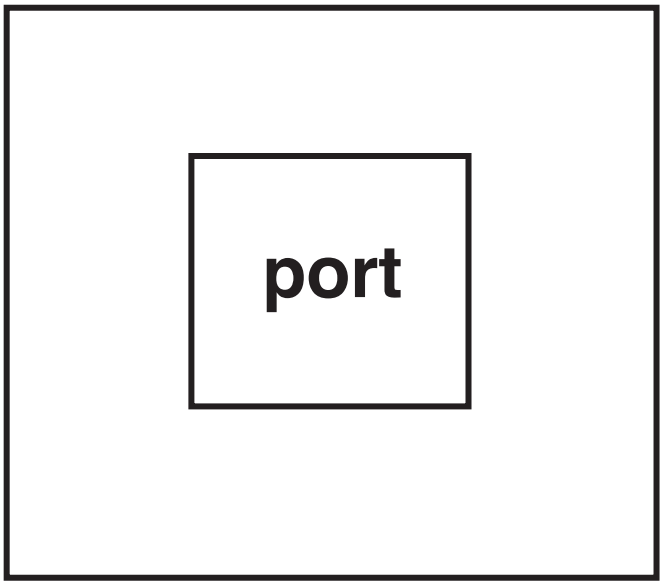


4.



# Things * Cosas

Relacione la palabra con su ilustración.

| | | | |
|---|---|---|---|
| scarf | desk | football | vest |
| bow | check | drill | exam |
| raft | card | plush toys | cube |




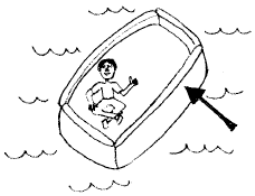

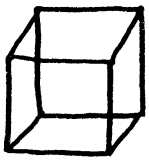

**1.** _____ **2.** _____ **3.** _____

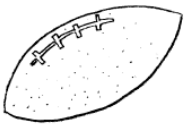



**4.** _____ **5.** _____ **6.** _____







**7.** _____ **8.** _____ **9.** _____

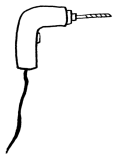

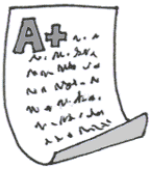


**10.** _____ **11.** _____ **12.** _____

# Things * Cosas

Relacione la palabra con su ilustración.

| | | | |
|---|---|---|---|
| gift | chain | hook | shoe |
| cards | yarn | chess | mask |
| jump rope | kite | dime | pump |



**1.** _____



**2.** _____

**3.** _____

**4.** _____

**5.** _____



**6.** _____

**7.** _____

**8.** _____

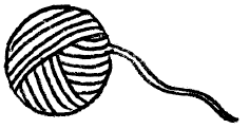

**9.** _____

**10.** _____

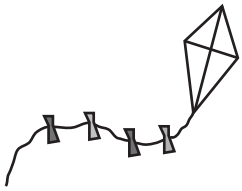

**11.** _____



**12.** _____

# Things * Cosas

Use las siguientes palabras para llenar el árbol de clasificación.

| | | | | | |
|---|---|---|---|---|---|
| cook | crown | paint | trunk | king | belt |
| cord | groom | darts | whale | mule | plane |
| boot | cart | crook | crow | raft | clown |
| chimp | grape vine | baseball | catfish | shark | whip |

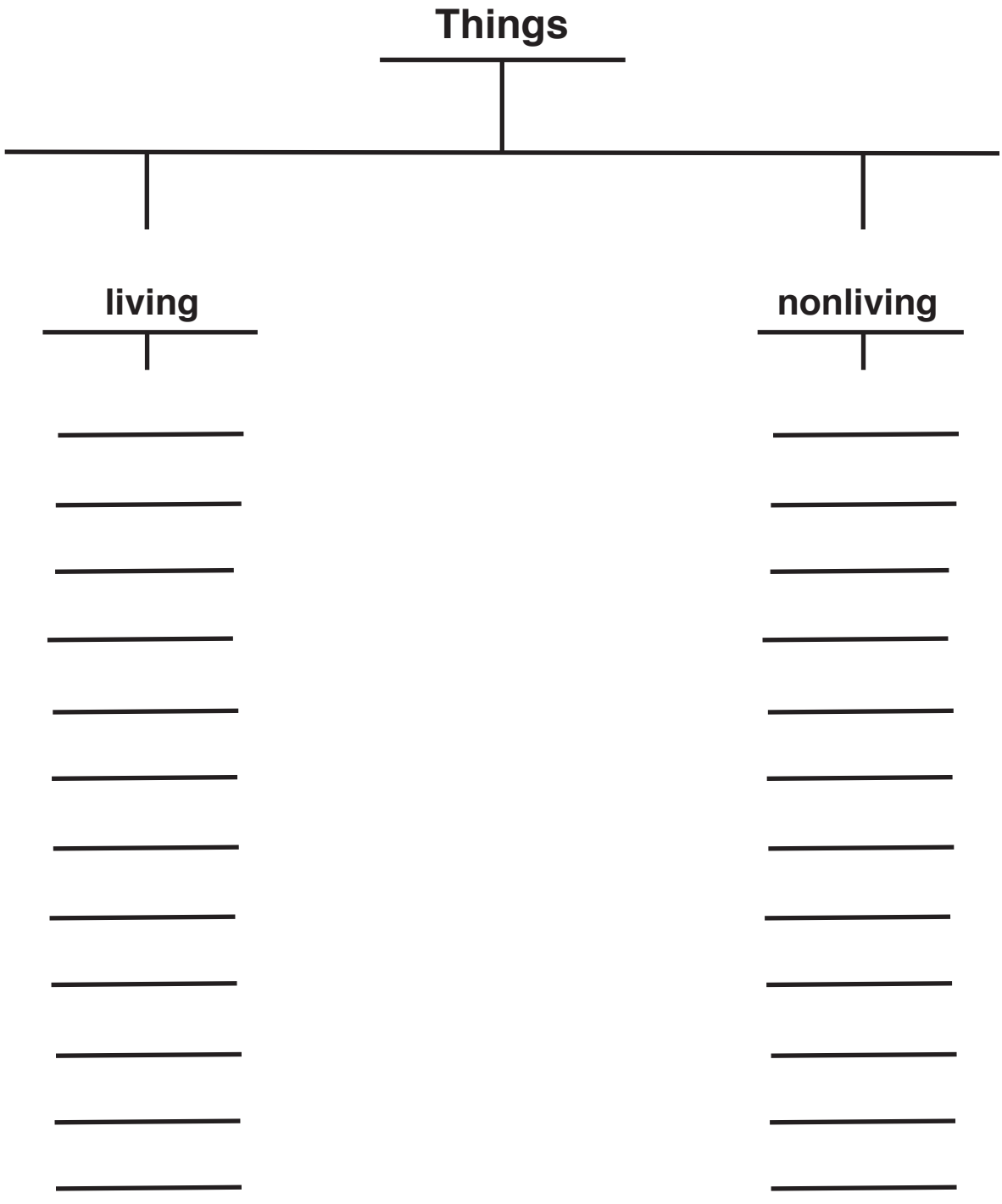

# Things * Cosas

Use las siguientes palabras para llenar el árbol de clasificación de las cosas que podría encontrar en una casa o en la naturaleza.

| | | | | | |
|---|---|---|---|---|---|
| bathtub | cords | walls | moon | windows | snow |
| stars | owls | thorns | porch | rain | lamps |
| hall | sinks | bedroom | hillside | tools | whales |
| wind | storms | chair | rosebuds | bathroom | branches |

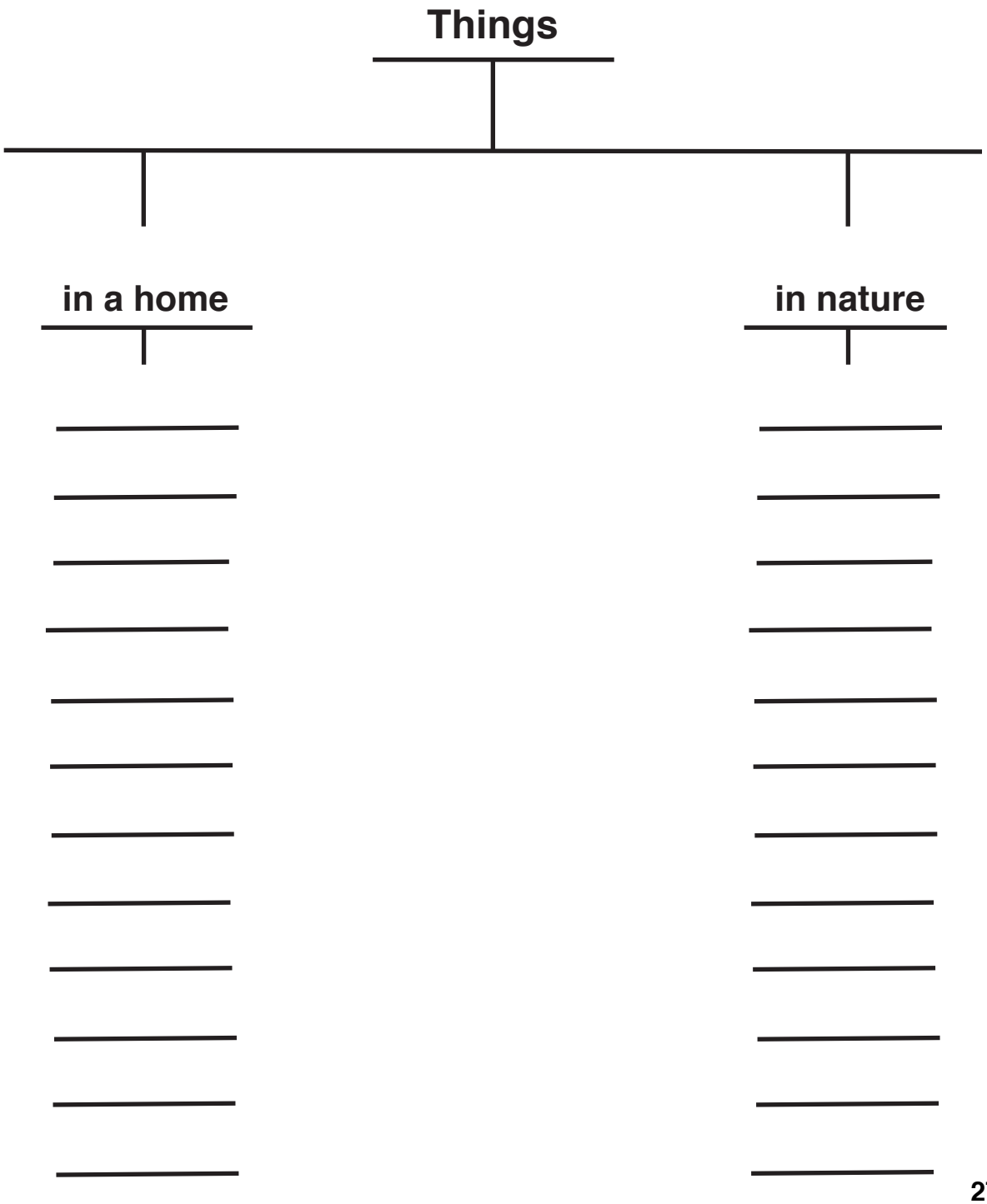

# Things * Cosas

Use las siguientes palabras para llenar el árbol de clasificación de las cosas que podría encontrar en tiendas por departamentos y las que podría encontrar en tiendas de abarrotes.

| | | | | |
|---|---|---|---|---|
| grapes | robes | cupcakes | belts | milk |
| pants | shoes | games | popcorn | dolls |
| pork | chips | boots | punch | limes |
| lamps | pancake mix | scarves | cakes | chairs |

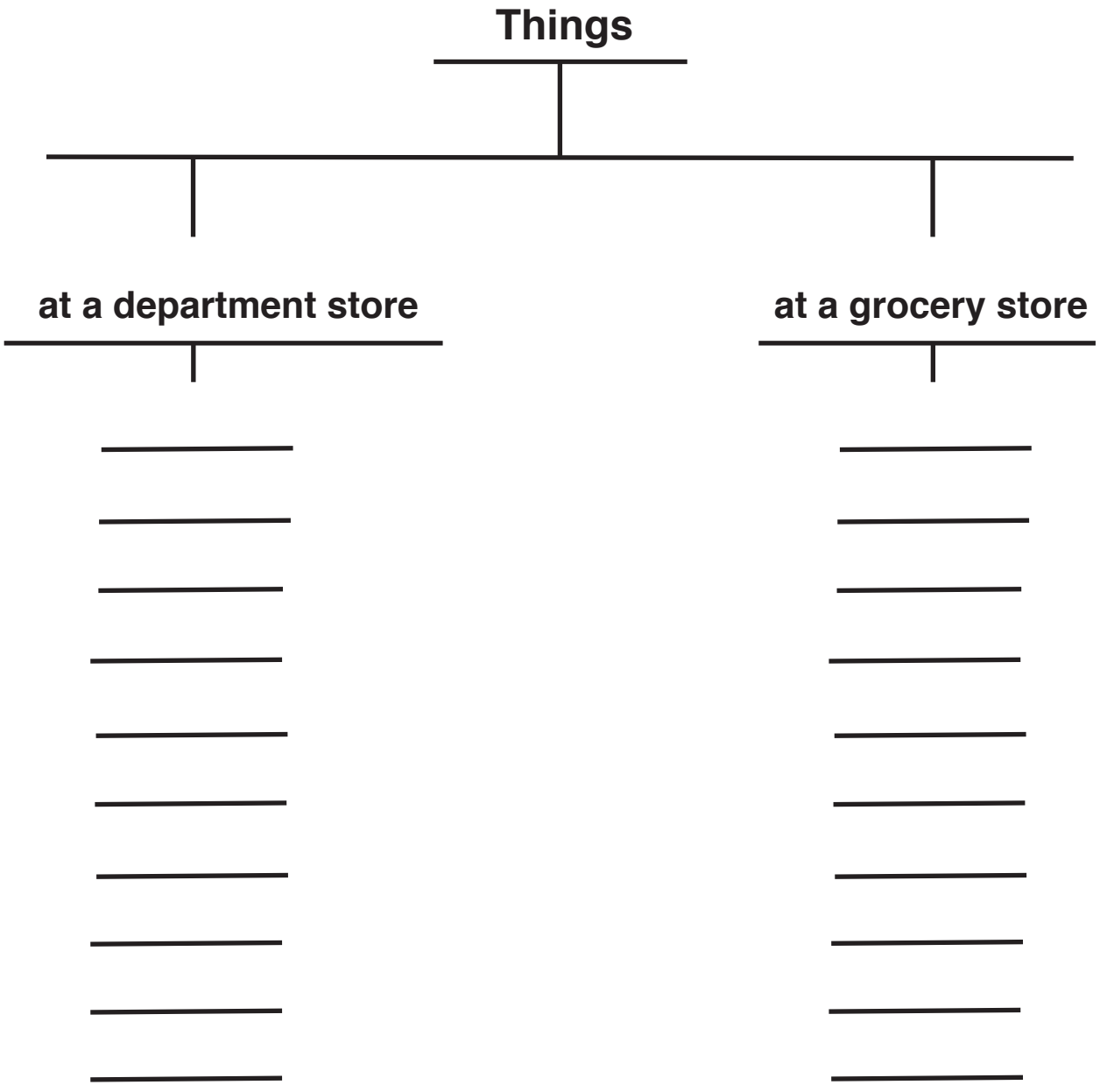

# Things * Cosas

Use las siguientes palabras para llenar el árbol de clasificación. Escriba las palabras bajo la categoría correcta.

| broom | darts | fan | doll | kite | pump | chain | plush toys |
|---|---|---|---|---|---|---|---|
| drill | lock | chess | whip | trap | Frisbee | slide | baseball |
| cards | football | mop | ax | swing | rod | hook | jump rope |

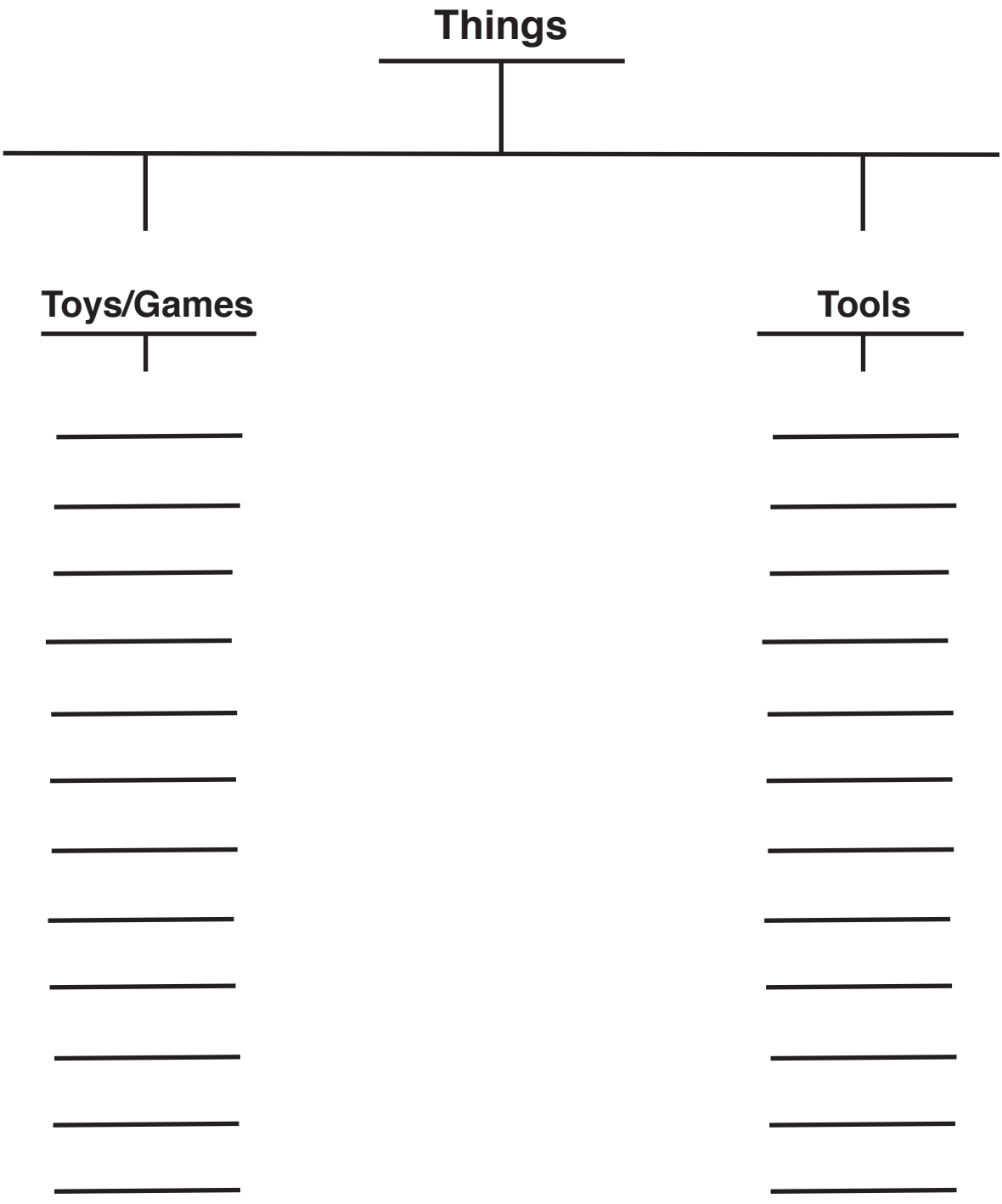

# Numbers * Numeros

Escriba la palabra del número debajo del número correspondiente.

| | | | |
|---|---|---|---|
| fourteen | sixth | tenth | thirteen |
| fifth | eighteen | fourth | seventeen |
| nineteen | fifteen | twenty | sixteen |

**17**

**1.** _____

**20**

**2.** _____

**16**

**3.** _____



**4.** _____

**19**

**5.** _____

**14**

**6.** _____

**15**

**7.** _____

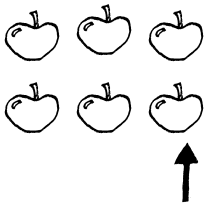

**8.** _____



**9.** _____

**13**

**10.** _____



**11.** _____

**18**

**12.** _____

# Numbers * Numeros

Después de cada palabra de número escriba el número correspondiente. Después de cada número escriba la palabra de número correspondiente. Se han completado dos como ejemplo.

| Number Word | Number | Number | Number Word |
|---|---|---|---|
| sixth | 1. 6th | 15 | 16. fifteen |
| fourth | 2. | 6th | 17. |
| fourteen | 3. | 19 | 18. |
| twenty | 4. | 17 | 19. |
| tenth | 5. | 14 | 20. |
| nineteen | 6. | 10th | 21. |
| seventeen | 7. | 20 | 22. |
| thirteen | 8. | 13 | 23. |
| fifth | 9. | 4th | 24. |
| fifteen | 10. | 16 | 25. |
| eighteen | 11. | 5th | 26. |
| sixteen | 12. | 18 | 27. |
| sixth | 13. | 20 | 28. |
| fourteen | 14. | 10th | 29. |
| seventeen | 15. | 4th | 30. |

# Colors * Colores

Escriba los colores para llenar la tabla. Escoja un color que sea el color del sustantivo (persona, lugar, cosa o criatura). Puede usar un color más de una vez.

| | | | |
|---|---|---|---|
| black | gray | green | yellow |
| gray | silver | white | purple |
| brown | pink | red | |

| Color | Noun |
|---|---|
| 1. _____ | football |
| 2. _____ | whale |
| 3. _____ | snow |
| 4. _____ | hillside |
| 5. _____ | punch |
| 6. _____ | wood |
| 7. _____ | branch |
| 8. _____ | grapes |
| 9. _____ | chick |
| 10. _____ | sled |
| 11. _____ | rosebud |
| 12. _____ | baseball |
| 13. _____ | milk |
| 14. _____ | dime |
| 15. _____ | wheel |
| 16. _____ | tusk |
| 17. _____ | corn |
| 18. _____ | moon |
| 19. _____ | popcorn |

# Words with Multiple Meanings
# Palabras con múltiples significados

Muchas palabras tienen más de un significado. Las siguientes palabras tienen más de un significado. Escriba una oración con cada significado de las palabras.

**track** – pista o huella

**1.** _____

**2.** _____

**check** – cheque o revisar

**1.** _____

**2.** _____

**fall** – caer o otoño

**1.** _____

**2.** _____

**bark** – corteza o ladrido

**1.** _____

**2.** _____

**ring** – anillo o timbre

**1.** _____

**2.** _____

**fly –** mosca o volar

**1.** _____

**2.** _____

# Words with Multiple Meanings
# Palabras con múltiples significados

Muchas palabras tienen más de un significado. Use las siguientes palabras para llenar los espacios en blanco. Use dos veces cada una de las siguientes palabras. Añada una s a la palabra si es necesario.

| track | check | fall |
|---|---|---|
| bark | ring | fly |

1. The planes do not _____ over the zoo.
2. The groom gave his bride a large diamond _____ .
3. Do not carve your name into the _____ of the tree.
4. Dad will write a _____ for the new lamp.
5. In the _____ , we like to pick apples.
6. Every morning, my mom runs around the _____ .
7. On the hillside, we saw elk _____ .
8. Be careful not to _____ down the steep stairway.
9. Roll down your window to let the big _____ out.
10. The teacher said, “Please _____ your work.”
11. Do not let your phone _____ in class.
12. I’ve never heard that dog _____ .

Escriba las seis palabras de arriba en orden alfabético.

13. _____
14. _____
15. _____
16. _____
17. _____
18. _____

# Rhyming Words * Palabras que riman

Relacione las ilustraciones que rimen trazando una línea. Luego escriba la palabra de esta ilustración. Recuerde, las palabras que riman tienen un sonido similar, excepto por el sonido inicial. La primera se hizo como ejemplo.



**frown**

**brain**

**groom**

**fall**

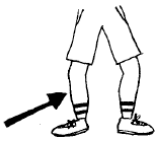

**shin**

**torn**

**wood**



**crown**



# Rhyming Words * Palabras que riman

Relacione las ilustraciones que rimen trazando una línea. Luego escriba la palabra de esta ilustración. Recuerde, las palabras que riman tienen un sonido similar, excepto por el sonido inicial. La primera se hizo como ejemplo.



**farm**

**dime**

**bow**




**fair**



**hook**

**king**

**camp**

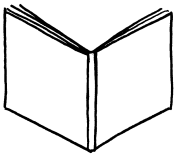

**arm**

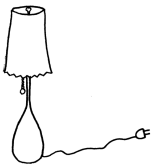

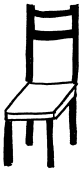

# Rhyming Words * Palabras que riman

Relacione las ilustraciones que rimen trazando una línea. Luego escriba la palabra de esta ilustración. Recuerde, las palabras que riman tienen un sonido similar, excepto por el sonido inicial. La primera se hizo como ejemplo.

**cry**

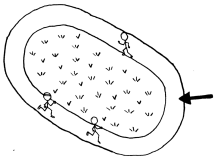

**track**

**sport**



**car**

**toy**

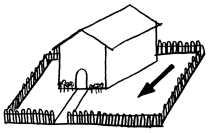

**yard**



**swing**





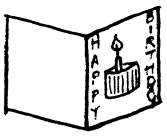

**fly**

# Rhyming Words * Palabras que riman

Relacione las ilustraciones que rimen trazando una línea. Luego escriba la palabra de esta ilustración. Recuerde, las palabras que riman tienen un sonido similar, excepto por el sonido inicial. La primera se hizo como ejemplo.

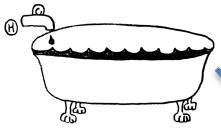

**bath**

**mall**

**melt**



**spoon**

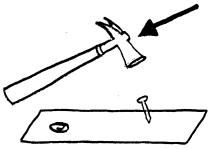

**tool**

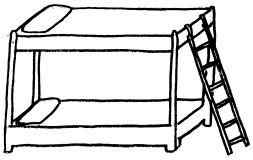

**bunk**




**booth**



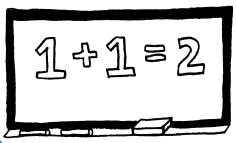


**math**

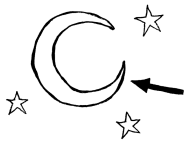



# Rhyming Words * Palabras que riman

Relacione las ilustraciones que rimen trazando una línea. Luego escriba la palabra de esta ilustración. Recuerde, las palabras que riman tienen un sonido similar, excepto por el sonido inicial. La primera se hizo como ejemplo.

**thorn**

**snake**

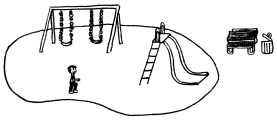

**park**

**2**

**two**

**jail**

**rain**

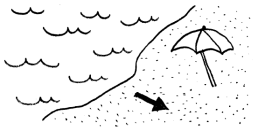

**sand**







**corn**

# Feelings * Sentimientos

Lea cada oración. Si piensa que la oración haría feliz a una persona, sombree la carita feliz. Si piensa que la oración no haría muy feliz a una persona, sombree la carita triste.

1. Sam caught the football.
2. The sweet grapes were delicious.
3. Al's car got stuck in the snow.
4. She had to sit on a hard chair for an hour.
5. Tom's belt broke.
6. Pam has a sore neck.
7. It rained on the day of our picnic.
8. Tim has to go to jail.
9. The boy's kite got stuck in the tree.
10. We had to stand in line for a long time.
11. Dad naps in the sun.
12. The boys ate popcorn and drank punch.
13. I have a flat tire.
14. The baseball broke our neighbor's window.
15. We were late because the traffic was so slow!

# Contractions * Contracciones

Hay muchas contracciones en inglés. Una contracción es cuando dos palabras se unen entre sí eliminando una o dos letras. Un apóstrofo se coloca en el lugar en que se omitió la letra o letras. Llene los espacios en blanco con contracciones. Use cada contracción una o dos veces. Si hay un número dos después de la contracción, use dos veces esa contracción.

| | | | | |
|---|---|---|---|---|
| he's | we'll | it's | don't (2) | I'd |
| let's (2) | we're (2) | you've (2) | I'll | she'll (2) |

1. Mom said _____ drive us to the airport.
2. _____ got food stains all over your new dress!
3. _____ be late because of this slow traffic!
4. _____ make cupcakes for the party.
5. We _____ have any forks, only spoons.
6. _____ going to fly in the small blue plane.
7. Where's the bathroom? _____ down the hall and to the right.
8. _____ go to the party but I have a sore foot.
9. _____ cook dinner on Thursday.
10. _____ going to wear brown pants and a brown vest.
11. _____ scared the snow will start before we get home.
12. _____ got to sand the wood before you can paint it.
13. _____ spend too much time playing video games.
14. _____ buy a new lamp for your bedroom.
15. My sister said _____ be home by nine o'clock.

# Contractions * Contracciones

Hay muchas contracciones en inglés. Una contracción es cuando dos palabras se unen entre sí eliminando una o dos letras. Un apóstrofo se coloca en el lugar en que se omitió la letra o letras. Llene los espacios en blanco con contracciones. Use cada contracción una o dos veces. Si hay un número dos después de la contracción, use dos veces esa contracción.

| | | | | |
|---|---|---|---|---|
| she's | you're (2) | he'd | we'd | who's (2) |
| he'll (2) | she'd | you'll (2) | doesn't (2) | I'm |

1. _____ be here as soon as he finds his shoes.
2. _____ rent the condo but it doesn't have enough bathrooms.
3. _____ be cold if you wear shorts.
4. _____ in the pool with your sister?
5. _____ be fourteen on Saturday.
6. _____ wearing a long blue dress to the prom.
7. _____ chopping the wood and my sister is cooking the pork.
8. _____ not going fishing at the pond.
9. _____ sing the song but she's got a sore throat.
10. He _____ like to drive in the rain.
11. _____ drinking too much punch.
12. _____ cooking dinner on Wednesday?
13. _____ your dad have a blue bike?
14. _____ be too late to see the show if you arrive at eight o'clock.
15. _____ fly the plane but he's got a broken arm.

# People * Personas

Relacione la palabra con su ilustración.

| clown | king | groom |
|---|---|---|
| cook | saint | twin |
| boy | crook | spy |



**1.** _____

**2.** _____

**3.** _____



**4.** _____

**5.** _____

**6.** _____

**7.** _____

**8.** _____

**9.** _____

# People * Personas

Llene cada recuadro externo con palabras que describan a la persona o personas del recuadro interno. Use las palabras del siguiente recuadro. Use cada palabra una vez.

| | | | |
|---|---|---|---|
| throne | two | funny | food |
| identical | entertainer | costume | bakes |
| circus | male | crown | sisters |
| chef | fry | brothers | rich |

1.




2.

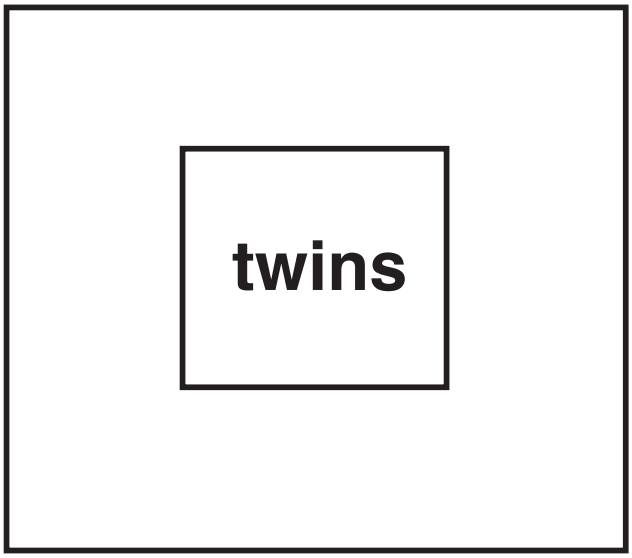


4.

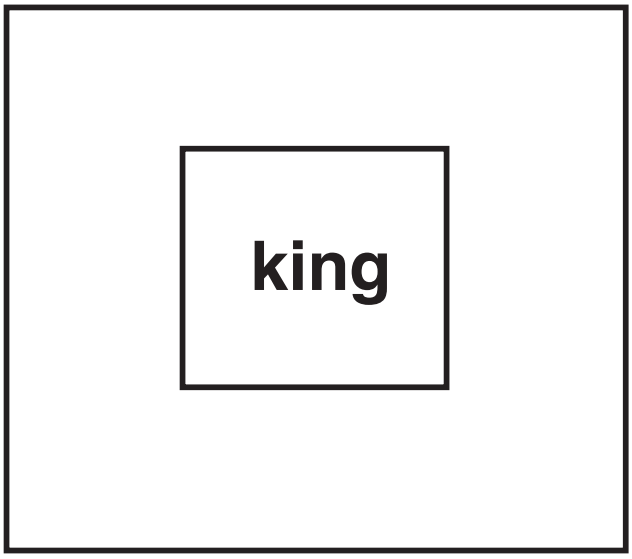




# Transportation * Transporte

Llene cada recuadro externo con palabras que se relacionen con el tipo de transportación del recuadro interno. Use las palabras del siguiente recuadro. Use cada palabra una vez.

| | | | |
|---|---|---|---|
| water | two wheels | wings | freeway |
| chain | lands | tail | river |
| street | floats | wood | handle bars |
| flies | pedals | four wheels | road |

1.

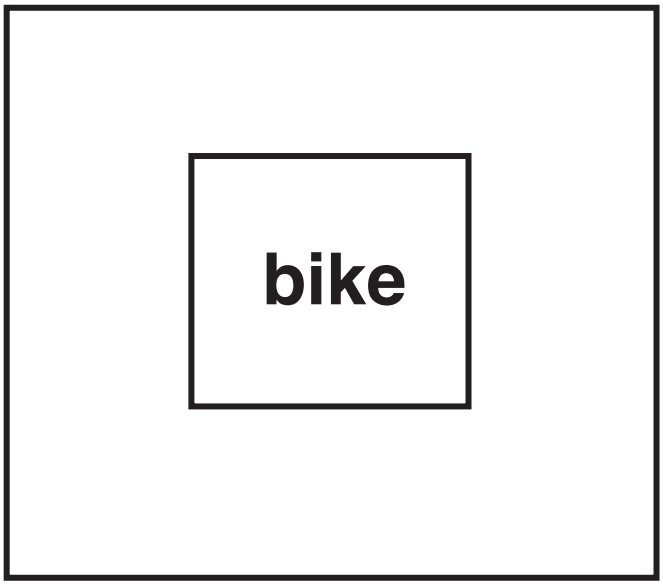


2.

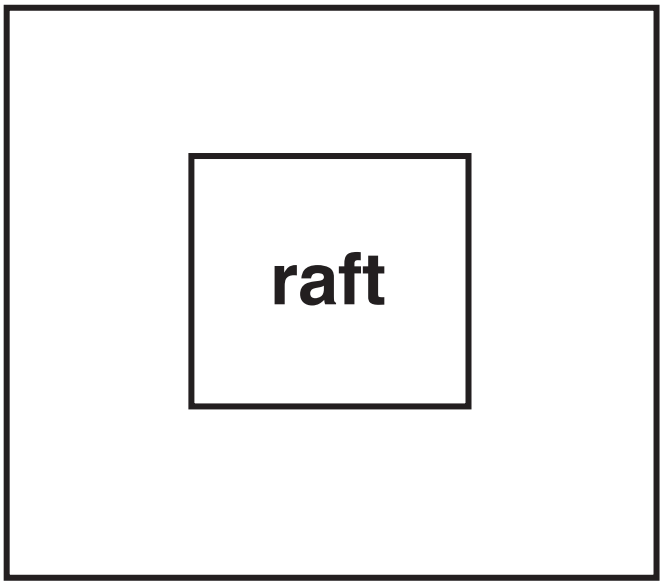


3.

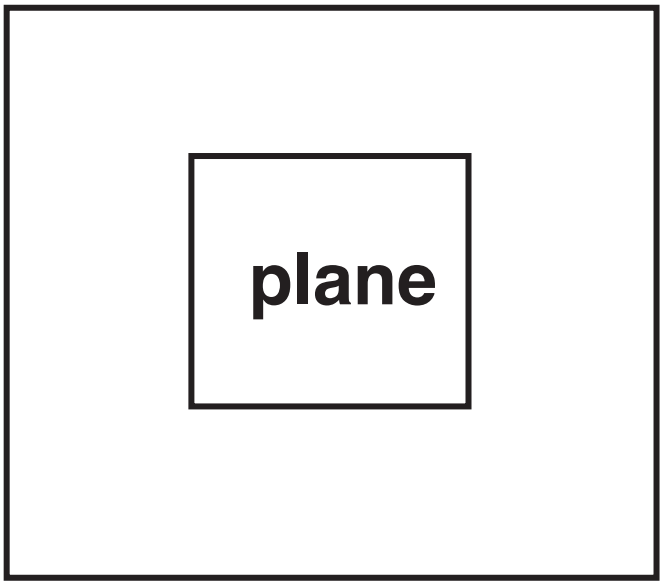


4.

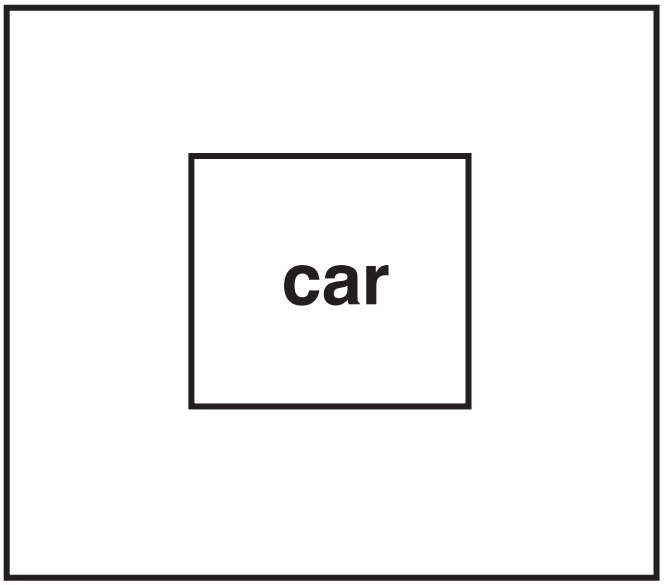

# Random Words * Palabras ocasionales

Llene los espacios en blanco usando las siguientes palabras. Use cada palabra una vez.

| | | | |
|---|---|---|---|
| fourth | dry | buy | sort |
| last | rent | tenth | yard |
| silk | town | wool | crisp |
| by | dark | rang | low |

1. Please close the bag so the chips will stay _____ .
2. How much _____ do you pay for your apartment?
3. My _____ scarf is very itchy on my neck.
4. The small _____ is not far from our farm.
5. After the show, we plan to catch the _____ train of the night.
6. I plan to _____ a new car in November.
7. My brother who is ten years old is in _____ grade.
8. My dress for the prom is made of _____ .
9. The twins played with the dogs in the _____ .
10. That bridge is too _____ for the tall truck.
11. You can _____ your pants in the sunshine.
12. The small boys _____ their big trucks from the small trucks.
13. When it gets _____ , we can play flashlight tag.
14. We were _____ in line to buy tickets for the show.
15. When the bell _____ , the boys ran to class.
16. We will stop _____ the store on our way home from the park.

# Random Words * Palabras ocasionales

Llene los espacios en blanco usando las siguientes palabras. Use cada palabra una vez.

| | | | |
|---|---|---|---|
| growls | fall | fair | sixth |
| shins | fact | cool | fly |
| want | should | went | thirteen |
| son | took | lifted | give |

1. We will _____ mom a blue scarf for her birthday.
2. In your report, please include one _____ about the animal's habitat.
3. The mules _____ to rest in the sun.
4. My son who is twelve years old is in _____ grade.
5. On Sunday, we _____ to the zoo.
6. The dog _____ if you get too close.
7. We _____ eat less and exercise more.
8. We _____ a plane on our trip.
9. In the _____ , we like to pick apples.
10. My friend won a big plush animal at the _____ .
11. The water in the pool is too _____ for me.
12. At the game, Pam got kicked in the _____ three times.
13. My sister thinks _____ is an unlucky number.
14. My _____ is playing on the swings.
15. He _____ the gold cup over his head.
16. We plan to_____ to Mexico in June.

# Food * Alimentos

Relacione la palabra con su ilustración.

| | | | |
|---|---|---|---|
| lime | punch | grapes | pork |
| cake | corn | chip | lunch |
| cupcake | popcorn | pancake | milk |

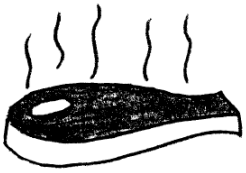

**1.** _____

**2.** _____

**3.** _____



**4.** _____



**5.** _____

**6.** _____




**7.** _____

**8.** _____




**9.** _____

**10.** _____

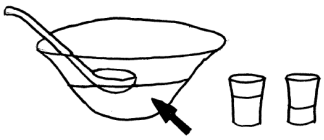

**11.** _____

**12.** _____

# Clothes * Ropa

Relacione la palabra con su ilustración.

| | | | |
|---|---|---|---|
| pants | yarn | boot | shoe |
| vest | scarf | shorts | bow |
| robe | cloth | belt | cape |

**1.** _____

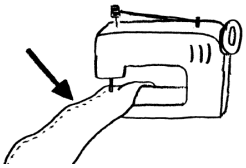

**2.** _____



**3.** _____



**4.** _____

**5.** _____

**6.** _____

**7.** _____

**8.** _____



**9.** _____

**10.** _____

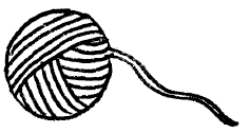

**11.** _____



**12.** _____

# Food and Clothes * Alimentos y Ropa

Use las siguientes palabras para llenar el árbol de clasificación.

| | | | | | |
|---|---|---|---|---|---|
| cupcakes | vest | grapes | limes | pants | pork |
| boots | socks | jacket | belt | punch | pancakes |
| cape | scarf | popcorn | dress | shoes | robe |
| chips | corn | shorts | bananas | cake | milk |




Use las palabras de arriba para contester las preguntas.

1. Which one do you wear around your neck? _____
2. Which ones do you wear on your feet? _____
3. Which ones grow on trees? _____

# Home * El hogar

Relacione la palabra con su ilustración.

| spoon | fork | window | chair |
|---|---|---|---|
| sink | bedroom | porch | bathtub |
| broom | bathroom | lamp | bunk |

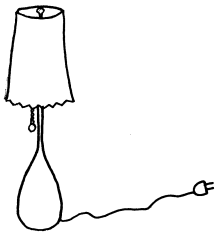

**1.** _____

**2.** _____



**3.** _____

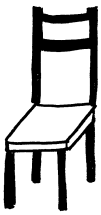

**4.** _____

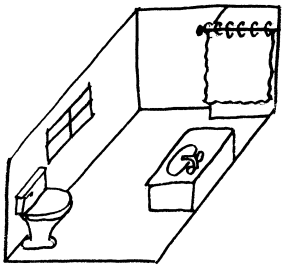

**5.** _____

**6.** _____



**7.** _____



**8.** _____



**9.** _____



**10.** _____



**11.** _____



**12.** _____

# Body Parts * Partes del cuerpo

Relacione la palabra con su ilustración.

| | | | |
|---|---|---|---|
| tooth | spine | arm | leg |
| shin | hand | neck | chin |
| nose | brain | foot | lung |

**1.** _____

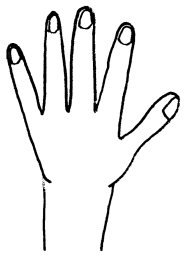

**2.** _____

**3.** _____

**4.** _____



**5.** _____

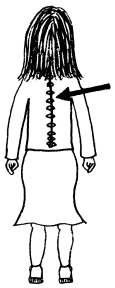

**6.** _____

**7.** _____

**8.** _____

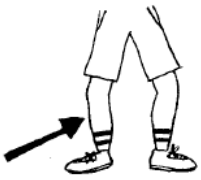

**9.** _____



**10.** _____

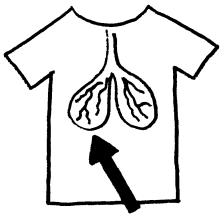

**11.** _____

**12.** _____

# Nature * La naturaleza

Relacione la palabra con su ilustración.

| | | | |
|---|---|---|---|
| air | rosebud | sand | star |
| rain | thorn | storm | branch |
| snow | sunshine | moon | wood |



**1.** _____

**2.** _____



**3.** _____



**4.** _____

**5.** _____

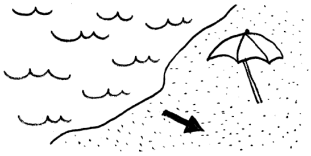

**6.** _____

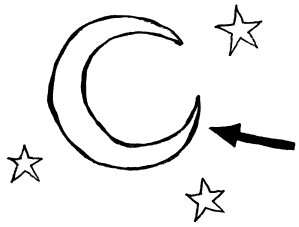

**7.** _____

**8.** _____



**9.** _____



**10.** _____

**11.** _____

**12.** _____

# Analogies * Analogías

Una analogía es una comparación entre dos cosas. Use las siguientes palabras para llenar las analogías. La primera se hizo como ejemplo. You can use a word more than once.

| | | | | |
|---|---|---|---|---|
| zero | drip | snort | honk | owlet |
| two | four | infant | calf | stomp |
| clang | chick | foal | bark | |

Relating Factor

**1.**

**… is the baby of …**

**2.**

**… is the baby of …**

**3.**

**… is the sound of …**

**4.**

**… is the sound of …**

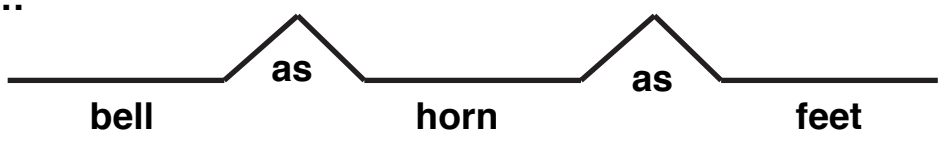


**5.**

**… is the number of wheels of…**

# Places * Lugares

Llene la doble burbuja con las palabras que aparecen abajo. En las burbujas externas escriba las palabras que aplican ya sea a la granja o al zoológico. En las burbujas centrales conectoras escriba las palabras que se relacionan con ambos lugares. La primera se hizo como ejemplo.

| | | | | | |
|---|---|---|---|---|---|
| animals | hens | chicks | flies | shelter | tigers |
| lions | water | cows | mules | giraffes | food |
| elephants | dogs | sheep | zebras | chimps | cats |

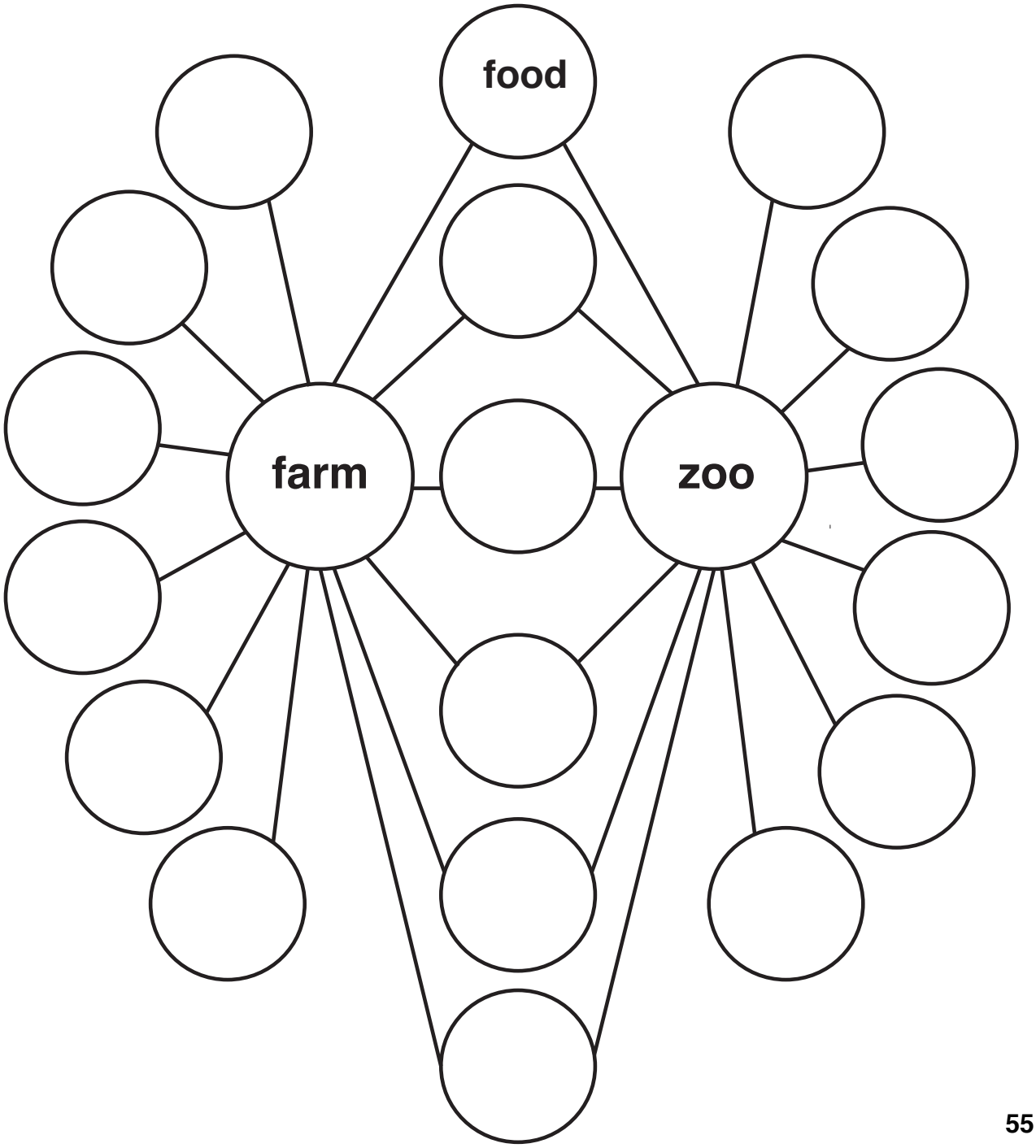

# Places * Lugares

Llene la doble burbuja con las palabras que aparecen abajo. En las burbujas externas escriba los animales, lugares o cosas que encontraría usualmente en el campo o en la ciudad. En las burbujas centrales conectoras escriba los animales, lugares o cosas que encuentra en ambos lugares. La primera se hizo como ejemplo.

| | | | | | |
|---|---|---|---|---|---|
| ponds | stores | malls | mules | farms | sunshine |
| rain | banks | traffic | stars | cows | chicks |
| freeways | ports | air | moon | ranches | |

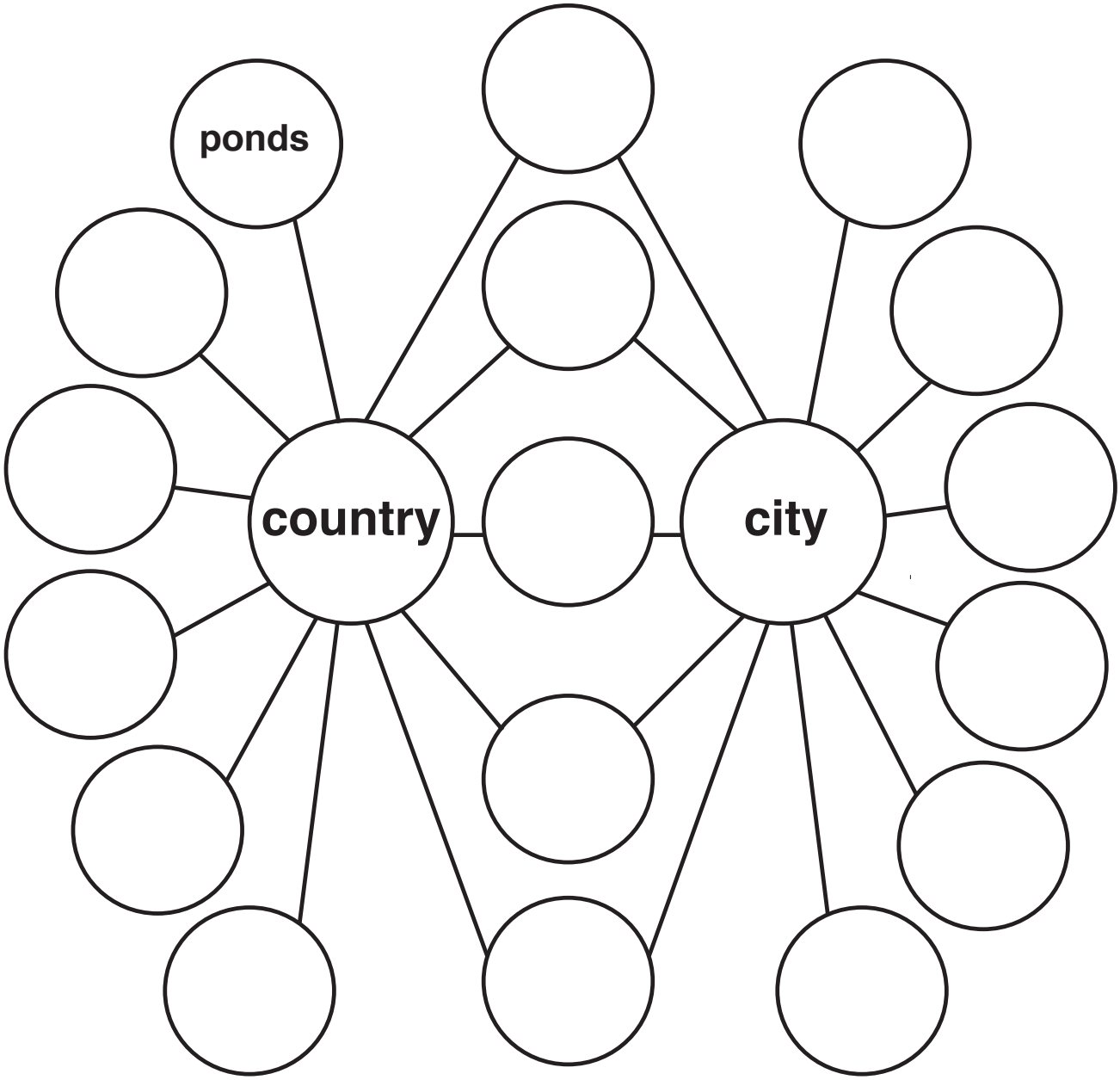

# Places * Lugares

Escriba las siguientes palabras en los círculos. Escoja las cosas que podría encontrar en cada lugar. Use cada palabra una vez.

| | | | | |
|---|---|---|---|---|
| closet | pillow | towels | tub | clothes |
| quilt | scale | mat | dresser | shower |
| sink | rug | desk | soap | sheets |
| water | shoes | mirror | bed | toilet |

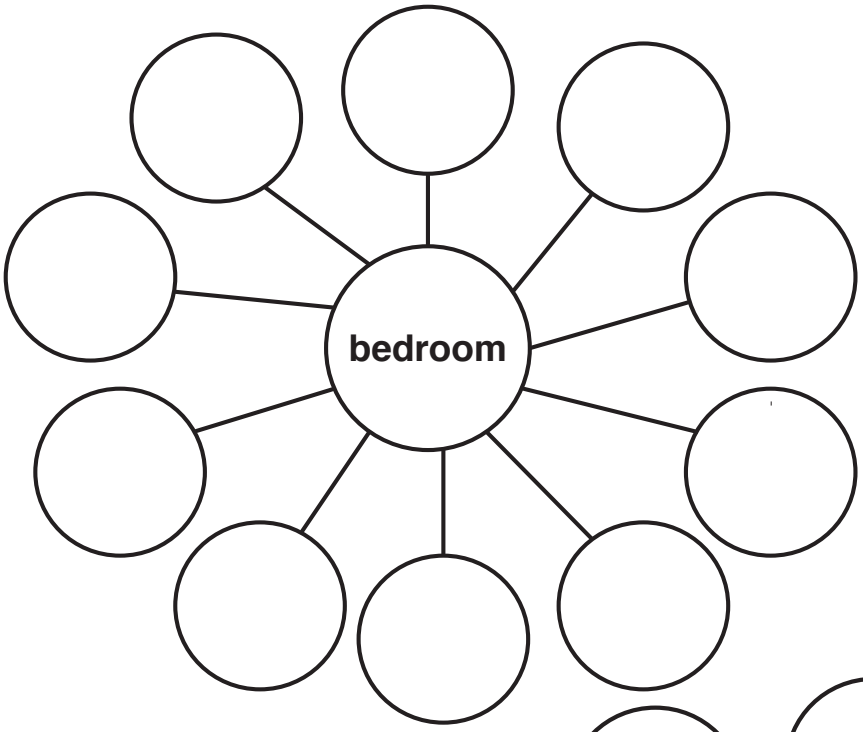


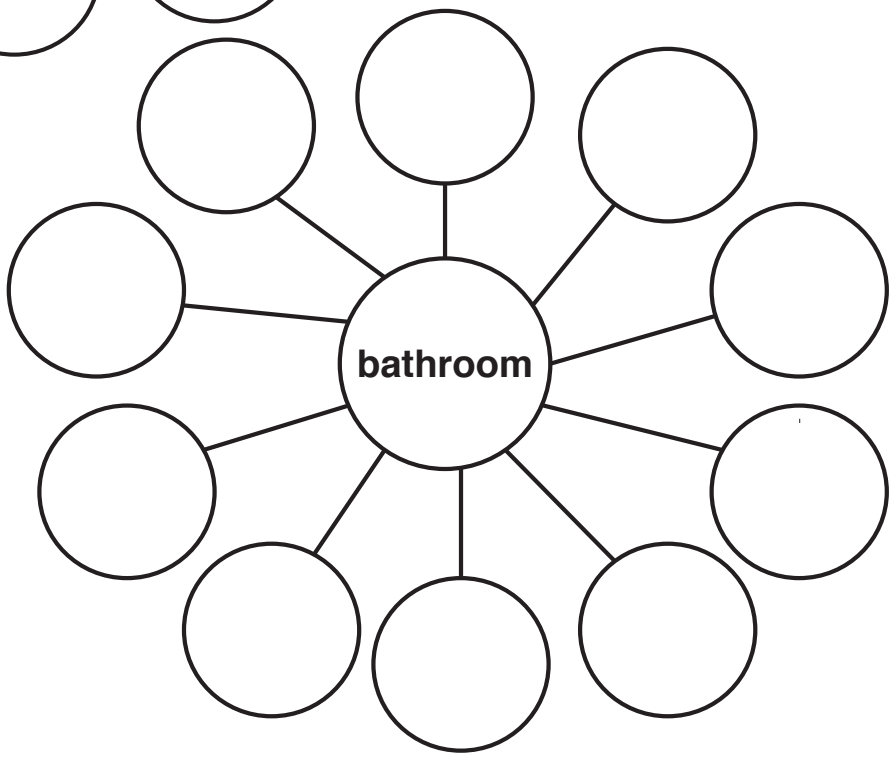

# Verbs * Verbos

Cada oración debe tener un verbo. El verbo es la palabra de acción en la oración. Indica lo que el sujeto hace en la oración. Llene los espacios en blanco con una palabra de acción. Use cada verbo una vez.

| | | | | |
|---|---|---|---|---|
| grins | thinks | buys | sings | blows |
| goes | cooks | lifts | chat | send |
| brings | spy | born | wants | cry |

1. The wind _____ the sand in our faces.
2. After school, Kim _____ to play chess with her classmates.
3. I _____ a barn owl up in the tree.
4. Al _____ the football to the park.
5. The boy _____ when he sees his kite fly up in the air.
6. The boy _____ the chicks out of the box.
7. We'll _____ the tools to your dad.
8. The clown _____ a funny song to the children.
9. Pam _____ a brown belt for her brown pants.
10. Mom _____ the pork over the campfire.
11. The chicks were _____ on Wednesday.
12. The classmates ____ when the teacher steps out of the room.
13. On the weekends, Tom _____ fishing with his chums.
14. The twins _____ when they cannot have the toy.
15. She _____ we need more wood for our campfire.

# Verbs * Verbos

Llene el espacio en blanco con un verbo (palabra de acción) que tenga sentido en la oración. Use los verbos que aparecen abajo. Use cada verbo una vez.

| | | | | |
|---|---|---|---|---|
| limp | went | drinks | go | made |
| hunt | ask | paint | hides | give |
| calls | shook | chops | bites | slide |

1. The cook _____ the vegetables for the salad.
2. The spy _____ behind the wall.
3. The boy has a big grin after he _____ into the cupcake.
4. Let's _____ the twins to visit us on Saturday.
5. The children like to _____ down the hillside on lunch trays.
6. The man _____ the salt shaker but it was empty.
7. The big black crow walks with a _____ .
8. The elk _____ from the pond.
9. The twins went on an egg _____ at the party.
10. My chum _____ me every day.
11. We _____ on the freeway to get home from work.
12. Please _____ this gift to your grandmother.
13. We'll _____ the bedroom orange.
14. The crook _____ to jail for stealing the money.
15. My mom _____ me cut my hair!

# Homophones * Homófonos

Los homófonos son dos o más palabras que se pronuncian igual pero que significan otra cosa y se escriben de manera diferente. Hay muchos homófonos en inglés. Aquí hay unos pocos.

| English | Español | English | Español |
|---|---|---|---|
| ate | comió | fair | feria |
| eight | ocho | fare | pasaje |
| tail | cola | mail | correo |
| tale | cuento | male | macho |

Relacione los homófonos. Escriba la palabra de cada homófono. La primera se hizo como ejemplo.



mail

8








# Homophones * Homófonos

Los homófonos son dos o más palabras que se pronuncian igual pero que significan otra cosa y se escriben de manera diferente. Hay muchos homófonos en inglés. Aquí hay unos pocos.

| English | Español | English | Español |
|---|---|---|---|
| sale | venta | sun | sol |
| sail | vela | son | hijo |
| plane | avión | hair | pelo |
| plain | llanura | hare | liebre |

Relacione los homófonos. Escriba la palabra de cada homófono. La primera se hizo como ejemplo.



hair



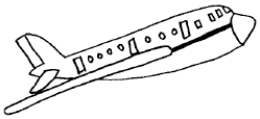








# Homophones * Homófonos

Los homófonos son dos o más palabras que se pronuncian igual pero que significan otra cosa y se escriben de manera diferente. Hay muchos homófonos en inglés. Aquí hay unos pocos.

| English | Español | English | Español |
|---|---|---|---|
| ate | comió | fair | feria |
| eight | ocho | fare | pasaje |
| tail | cola | mail | correo |
| tale | cuento | male | macho |
| hair | pelo | sun | sol |
| hare | liebre | son | hijo |

Llene los espacios en blanco con el homófono correcto.

1. Who paid for our bus _____ ?
2. The mule used its _____ to shoo away the flies.
3. Is your dog a _____ or a female?
4. The storm was over by _____ o'clock.
5. The little girl _____ two cupcakes before lunch.
6. At the _____ , I won a plush tiger at the ring toss booth.
7. Pam received five letters in the _____ today.
8. The _____ will make the roses bloom.
9. Our dog chased a _____ when we were hiking in the desert.
10. At the campfire, an old man told a _____ from long ago.
11. Who is the small boy in the gray pants with the long red _____ ?
12. Our _____ has a big fish tank in his room.
13. Write the homophone that you would take on a long trip: plain or plane? _____

# Synonyms * Sinónimos

Un sinónimo es una palabra que significa exactamente o casi lo mismo que otra palabra. Use los siguientes sinónimos para llenar los espacios en blanco. Bajo cada espacio en blanco hay una palabra. Relacione los sinónimos. Use cada sinónimo una vez.

| | | | |
|---|---|---|---|
| shy | test | quiet | close |
| ocean | cried | quick | wish |
| nap | see | thin | run |

1. The _____ brown fox ran up the steep hill.
   **fast**
2. We will camp at the _____ this weekend.
   **sea**
3. The _____ mule carried the heavy load.
   **slim**
4. We _____ five ripe figs in the tree.
   **look**
5. Please _____ the bathroom door.
   **shut**
6. Please be _____ when you go into the bedroom.
   **silent**
7. The twins _____ to catch the football.
   **dash**
8. On the porch, the kittens _____ in the warm sunshine .
   **doze**
9. The _____ classmate did not want to stand up and give his speech.
   **timid**
10. The clown with the big red nose _____ loudly when he fell off his bike.
    **sobbed**
11. The chums _____ their team would win a game.
    **hope**
12. The students have a long math _____ on Friday.
    **exam**

# Synonyms * Sinónimos

Un sinónimo es una palabra que significa exactamente o casi lo mismo que otra palabra. Use los siguientes sinónimos para llenar los espacios en blanco. Bajo cada espacio en blanco hay una palabra. Relacione los sinónimos. Use cada sinónimo una vez.

| | | | |
|---|---|---|---|
| grab | sick | quilt | bump |
| engine | forest | ask | stream |
| blaring | maybe | agree | street |

1. The cook felt _____ and had to go home.
   **ill**
2. _____ you want a big glass of cold water.
   **perhaps**
3. Do not play football in the _____ .
   **road**
4. If you _____ on the cord, the lamp will fall off the table.
   **yank**
5. She felt a _____ and then her tire was flat.
   **jolt**
6. We saw a large elk when we rode our bikes in the _____ .
   **woods**
7. Please put the _____ on the bed in the blue bedroom.
   **blanket**
8. Let's _____for the room with the big windows .
   **request**
9. We pulled over to the side of the road when we heard the siren _____ .
   **blasting**
10. The train's _____ was not strong enough to pull all the cars up the steep hill.
    **machine**
11. The twins jumped over the _____ so they would not get their feet wet.
    **creek**
12. My parents _____ that we can go to the party after the football game.
    **consent**

# Categories * Categorías

Escriba las siguientes palabras bajo la categoría correcta.

| king | farm | pond | cook | fort | lamp |
|---|---|---|---|---|---|
| spoon | park | vet | mall | ring | bank |
| zoo | cube | crook | boot | spy | kite |
| queen | men | jail | boy | book | boss |
| bedroom | dime | bow | bathroom | home | groom |
| card | clown | ranch | note | nun | check |

| Things | Places | People |
|---|---|---|
| | | |
| | | |
| | | |
| | | |
| | | |
| | | |
| | | |
| | | |
| | | |
| | | |
| | | |
| | | |

# Answer Key

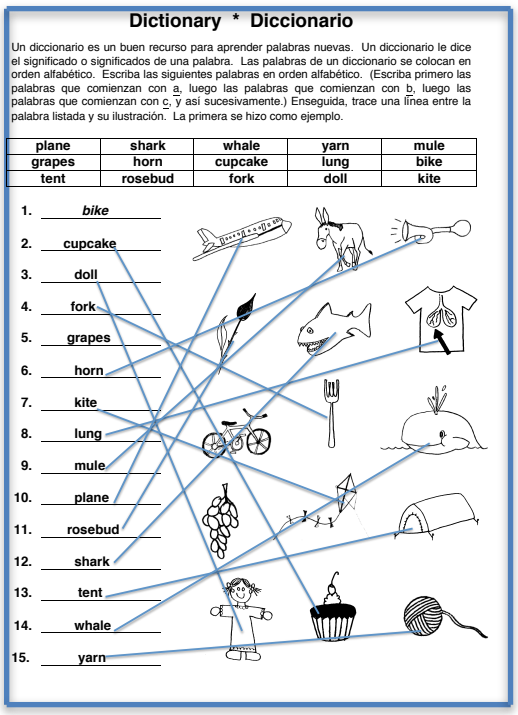

**Dictionary * Diccionario**

Un diccionario es un buen recurso para aprender palabras nuevas. Un diccionario le dice el significado o significados de una palabra. Las palabras de un diccionario se colocan en orden alfabético. Escriba las siguientes palabras en orden alfabético. (Escriba primero las palabras que comienzan con a, luego las palabras que comienzan con b, luego las palabras que comienzan con c, y así sucesivamente.) Enseguida, trace una línea entre la palabra listada y su ilustración. La primera se hizo como ejemplo.

| | | | | |
|---|---|---|---|---|
| plane | shark | whale | yarn | mule |
| grapes | horn | cupcake | lung | bike |
| tent | rosebud | fork | doll | kite |

1. *bike*
2. cupcake
3. doll
4. fork
5. grapes
6. horn
7. kite
8. lung
9. mule
10. plane
11. rosebud
12. shark
13. tent
14. whale
15. yarn

**Page 1**



**Dictionary * Diccionario**

Un diccionario es un buen recurso para aprender palabras nuevas. Un diccionario le dice el significado o significados de una palabra. Las palabras de un diccionario se colocan en orden alfabético. Escriba las siguientes palabras en orden alfabético. Si las palabras tienen la misma letra inicial, debe ver la segunda letra para determinar qué palabra va en primer lugar. Enseguida, trace una línea entre la palabra listada y su ilustración. La primera se hizo como ejemplo.

| | | | | |
|---|---|---|---|---|
| slide | hand | robe | corn | clown |
| pool | shoe | car | king | star |
| crow | dime | ring | cow | boy |

1. *boy*
2. car
3. clown
4. corn
5. cow
6. crow
7. dime
8. hand
9. king
10. pool
11. ring
12. robe
13. shoe
14. slide
15. star

**Page 2**

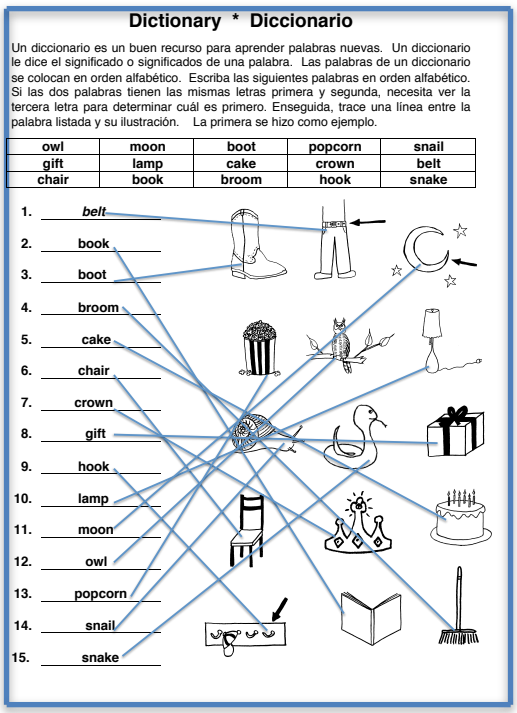

**Dictionary * Diccionario**

Un diccionario es un buen recurso para aprender palabras nuevas. Un diccionario le dice el significado o significados de una palabra. Las palabras de un diccionario se colocan en orden alfabético. Escriba las siguientes palabras en orden alfabético. Si las dos palabras tienen las mismas letras primera y segunda, necesita ver la tercera letra para determinar cuál es primero. Enseguida, trace una línea entre la palabra listada y su ilustración. La primera se hizo como ejemplo.

| | | | | |
|---|---|---|---|---|
| owl | moon | boot | popcorn | snail |
| gift | lamp | cake | crown | belt |
| chair | book | broom | hook | snake |

1. *belt*
2. book
3. boot
4. broom
5. cake
6. chair
7. crown
8. gift
9. hook
10. lamp
11. moon
12. owl
13. popcorn
14. snail
15. snake

**Page 3**

## Page 4

1. park, pine
2. sink, shy, slow
3. left, low, leg
4. what, were, whale
5. bike, book
6. farm, floss, felt, fast
7. tenth, tall
8. cape, car, camp
9. hard, he, hang

## Page 5

| | | |
|---|---|---|
| 1. neck or nose | 6. spoon | 11. sand |
| 2. wing | 7. town | 12. thorn |
| 3. wool | 8. fort | 13. sink |
| 4. trunk | 9. limes | 14. milk |
| 5. nose or neck | 10. foot | 15. window |

## Page 6

| | | | | |
|---|---|---|---|---|
| 1. chain | 4. Pork | 7. punch | 10. farm | 13. hair |
| 2. mask | 5. speech | 8. bunk | 11. grapes | 14. frown |
| 3. cupcakes | 6. porch | 9. shorts | 12. mail | 15. snows |

**Page 7**

1. paint
2. bite
3. asks
4. give
5. limp
6. chop
7. lift
8. chat
9. blows
10. bring
11. born
12. think
13. made
14. spent
15. drink

**Page 8**

1. clown
2. snake
3. baby
4. cook
5. wind
6. whip
7. cheetah
8. moon
9. horn
10. snow
11. popcorn
12. bell
13. shark
14. traffic
15. brain
16. plane

17. – 24. Answers will vary.

**Page 9**

1. desks/desk, flies/fly, scarves/scarf
2. lunches/lunch, booths/booth, masks/mask
3. teeth/tooth, branches/branch, gifts/gift
4. spies/spy, freeways/freeway, crafts/craft
5. tusks/tusk, feet/foot, banks/bank

**Page 10**

1. forks
2. freeways
3. halls
4. shadows
5. lungs
6. baseballs
7. bathrooms
8. owls
9. ponds
10. chicks
11. boys
12. ranches
13. lamps
14. stains
15. booths

**Page 11**

1. sharp
2. tall
3. cool
4. thick
5. shy
6. slow
7. smart
8. good
9. hot
10. hard
11. sweet
12. sore
13. ripe
14. soft
15. fast
16. steep

17. – 23. Answers will vary.

**Page 12**

1. hard
2. tall
3. good
4. slow
5. long
6. plump
7. red
8. ripe
9. cool
10. steep
11. sore
12. sharp
13. sly
14. rich
15. thick

**Page 13.**

1. chimp
2. fly
3. elk
4. chick
5. crow
6. cow
7. whale
8. owl
9. mule
10. snake
11. snail
12. shark

**Page 14**

1. fly – six legs/bug/buzzes/wings
2. chick – yellow/baby/peeps/feathers
3. chimp – jungle/trees/swings/bananas
4. mule – stubborn/four legs/farm/brown

**Page 15**

1. sharks – large/ sharp teeth/ swim/ ocean  Large sharks with sharp teeth swim in the ocean.
2. crow – smart/black/opens/trash can  The smart black crow opens the trash can.
3. cows - black and white/eat grass/produce/milk  The black and white cows eat grass and produce milk.
4. snakes – long/striped/slither/desert  The long striped snakes slither through the desert.

Answers and sentences may vary.

**Page 16**

animals with no legs – snail, snake, shark, whale
animals with two legs – chick, owl, crow, chimp
animals with four legs – mule, horse, cow, elk

| | | |
|---|---|---|
| 1. chick, owl, crow | 3. cow | 5. elk |
| 2. snail | 4. shark | 6. snake |

**Page 17**

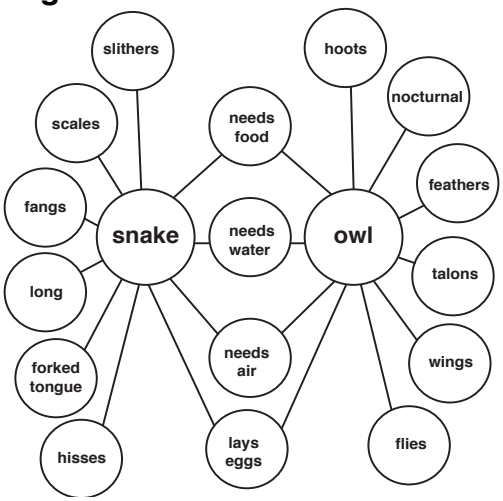


**Page 18**

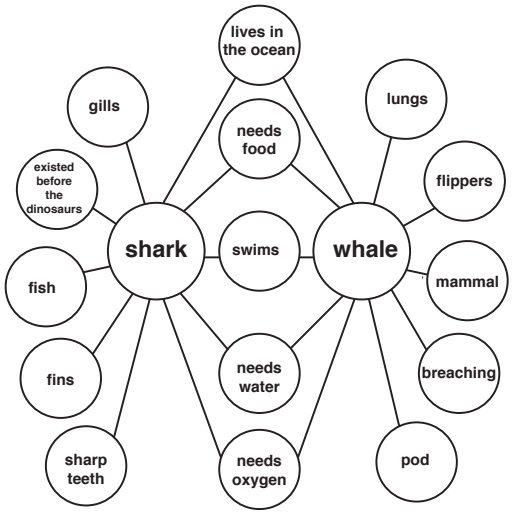


**Page 19**

| | | | |
|---|---|---|---|
| 1. freeway | 4. mall | 7. hillside | 10. pond |
| 2. bank | 5. ranch | 8. pool | 11. jail |
| 3. bus stop | 6. booth | 9. fair | 12. port |

**Page 20**

| | | | |
|---|---|---|---|
| 1. fort | 4. bedroom | 7. store | 10. park |
| 2. zoo | 5. rink | 8. track | 11. camp |
| 3. bathroom | 6. farm | 9. yard | 12. town |

**Page 21**

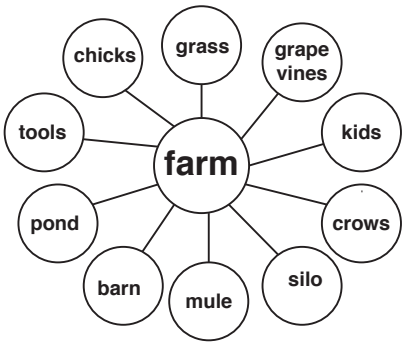


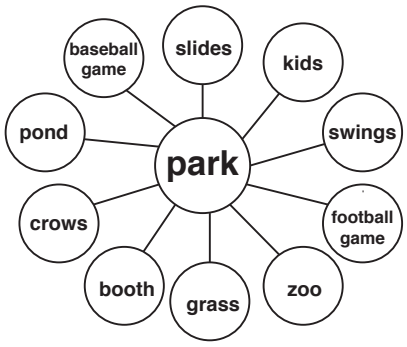

**Page 22**

1. cars
2. clothes or food
3. food or clothes
4. elk
5. tent
6. chimp
7. lamp
8. cow
9. bathtub
10. checks
11. skates
12. horses

13. - 24. Answers will vary.

**Page 23**

1. park – shade/slides/trees/swings
2. mall – shops/food/shoes/clothes
3. port – ships/cargo/harbor/docks
4. bathroom – sink/shower/tub/toilet

**Page 24**

1. card
2. raft
3. cube
4. football
5. check
6. scarf
7. desk
8. vest
9. plush toys
10. bow
11. drill
12. exam

**Page 25**

1. chess
2. hook
3. jump rope
4. dime
5. cards
6. pump
7. mask
8. gift
9. yarn
10. shoe
11. kite
12. chain

**Page 26**

living – cook/chimp/groom/grapevine/crook/whale/crow/catfish/king/mule/shark/clown
nonliving – cord/boot/crown/cart/paint/darts/baseball/trunk/raft/belt/plane/whip

**Page 27**

in a home –
bathtub/hall/cords/sinks/walls/bedroom/chair/porch/windows/tools/bathroom/lamps
in nature –
stars/wind/owls/storms/thorns/moon/hillside/rosebuds/rain/snow/whales/branches

**Page 28**

at a department store – pants/lamps/robes/shoes/games/boots/scarves/belts/dolls/chairs
at a grocery store – grapes/pork/chips/pancake mix/cupcakes/popcorn/punch/cakes/milk/limes

**Page 29**

Toys/Games – cards/darts/football/chess/doll/kite/swing/Frisbee/slide/plush toys/baseball/jump rope
Tools – broom/drill/lock/fan/mop/whip/ax/trap/pump/chain/hook/rod

**Page 30**

1. seventeen
2. twenty
3. sixteen
4. fourth
5. nineteen
6. fourteen
7. fifteen
8. sixth
9. fifth
10. thirteen
11. tenth
12. eighteen

**Page 31**

1. 6th
2. 4th
3. 14
4. 20
5. 10th
6. 19
7. 17
8. 13
9. 5th
10. 15
11. 18
12. 16
13. 6th
14. 14
15. 17
16. fifteen
17. sixth
18. nineteen
19. seventeen
20. fourteen
21. tenth
22. twenty
23. thirteen
24. fourth
25. sixteen
26. fifth
27. eighteen
28. twenty
29. tenth
30. fourth

**Page 32**

1. brown
2. gray
3. white
4. green
5. red
6. brown
7. brown
8. purple
9. yellow
10. red
11. pink
12. white
13. white
14. silver
15. black
16. gray
17. yellow
18. white
19. white

**Page 33**

Answers will vary.

**Page 34**

1. fly
2. ring
3. bark
4. check
5. fall
6. track
7. tracks
8. fall
9. fly
10. check
11. ring
12. bark
13. bark
14. check
15. fall
16. fly
17. ring
18. track

**Page 35**

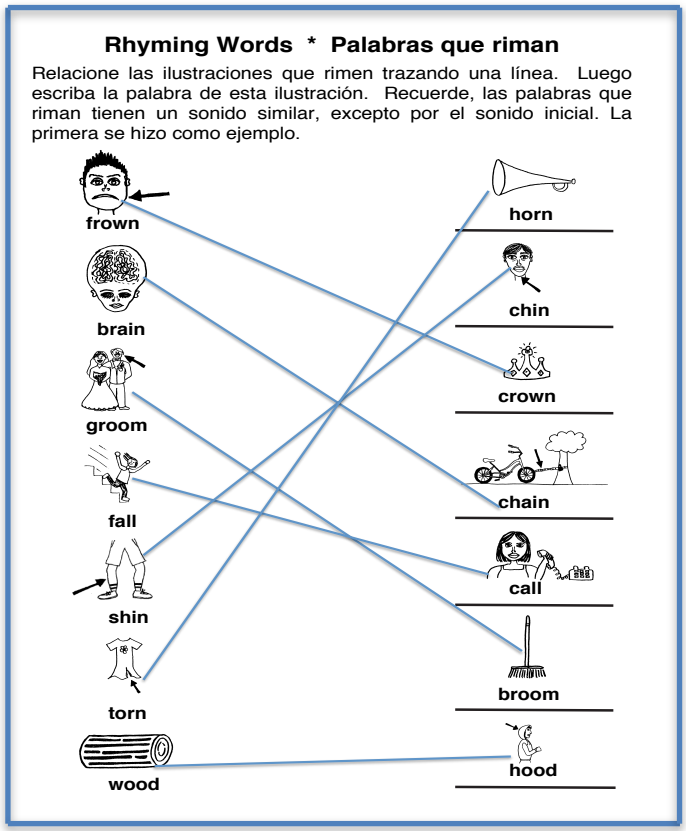


**Page 36**

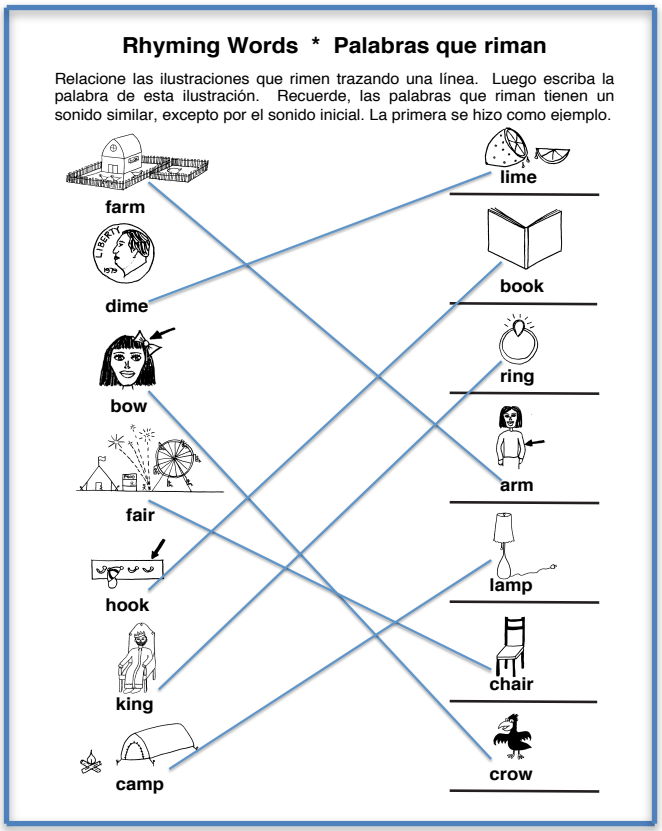

## Page 37

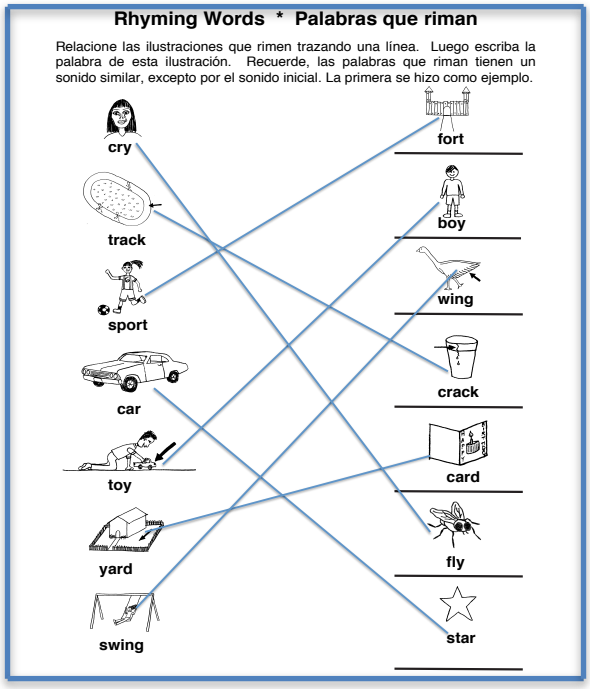


## Page 38

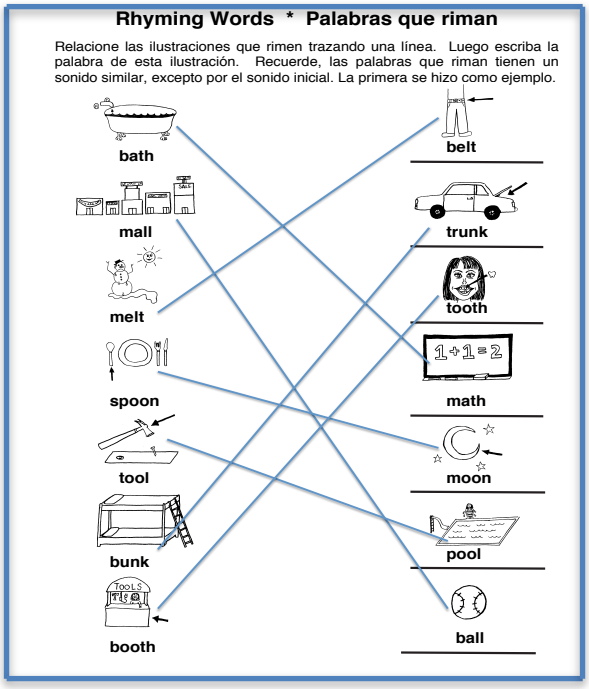


## Page 39

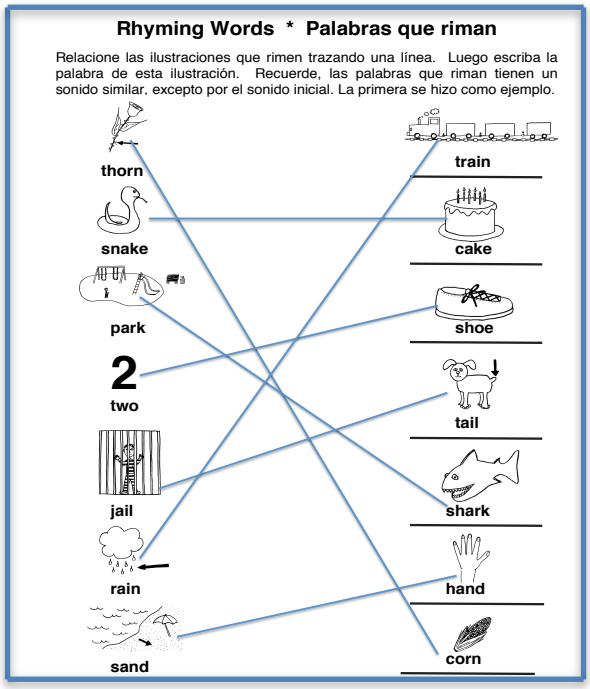


## Page 40

| | | |
|---|---|---|
| 1. ☺ | 6. ☹ | 11. ☹ |
| 2. ☺ | 7. ☹ | 12. ☹ |
| 3. ☹ | 8. ☹ | 13. ☹ |
| 4. ☹ | 9. ☹ | 14. ☹ |
| 5. ☹ | 10. ☹ | 15. ☹ |

## Page 41

1. she'll
2. You've
3. We'll
4. Let's
5. don't
6. We're
7. It's
8. I'd
9. I'll
10. He's
11. We're
12. You've
13. Don't
14. Let's
15. she'll

## Page 42

1. He'll
2. We'd
3. You'll
4. Who's
5. He'll
6. She's
7. I'm
8. You're
9. She'd
10. doesn't
11. You're
12. Who's
13. Doesn't
14. You'll
15. He'd

**Page 43**

1. king
2. cook
3. boy
4. crook
5. spy
6. twin
7. groom
8. clown
9. saint

**Page 44**

1. clown – circus/entertainer/costume/funny
2. twins – identical/two/brothers/sisters
3. king – throne/male/crown/rich
4. cook – chef/fry/food/bakes

**Page 45**

1. bike – chain/two wheels/pedals/handlebars
2. raft – water/floats/wood/river
3. plane – flies/lands/wings/tail
4. car – street/four wheels/freeway/road

**Page 46**

1. crisp
2. rent
3. wool
4. town
5. last
6. buy
7. fourth
8. silk
9. yard
10. low
11. dry
12. sort
13. dark
14. tenth
15. rang
16. by

**Page 47**

1. give
2. fact
3. want
4. sixth
5. went
6. growls
7. should
8. took
9. fall
10. fair
11. cool
12. shins
13. thirteen
14. son
15. lifted
16. fly

**Page 48**

1. pork
2. cake
3. popcorn
4. lunch
5. pancake
6. cupcake
7. milk
8. lime
9. chip
10. grapes
11. punch
12. corn

**Page 49**

1. boot
2. cloth
3. cape
4. pants
5. bow
6. scarf
7. shorts
8. robe
9. vest
10. shoe
11. yarn
12. belt

**Page 50**

Clothes – boots/cape/socks/scarf/jacket/shorts/belt/dress/shoe/robe/vest
Food – chips/corn/popcorn/bananas/punch/cake/pancakes/milk/cupcakes

| | | |
|---|---|---|
| 1. scarf | 2. boots/socks/shoes | 3. bananas/limes |

**Page 51**

1. lamp
2. fork
3. bedroom
4. chair
5. bathroom
6. broom
7. porch
8. bathtub
9. bunk
10. window
11. spoon
12. sink

**Page 52**

1. arm
2. hand
3. nose
4. leg
5. neck
6. spine
7. foot
8. brain
9. shin
10. tooth
11. lung
12. chin

**Page 53**

1. rain
2. rosebud
3. branch
4. snow
5. air
6. sand
7. moon
8. storm
9. star
10. sunshine
11. thorn
12. wood

**Page 54**

1. calf/cow, owlet/owl, chick/hen
2. calf/whale, infant/chimp, foal/mule
3. drip/water, bark/dog, snort/pig
4. clang/bell, honk/horn, stomp/feet
5. four/car, two/bike, zero/raft

**Page 55**

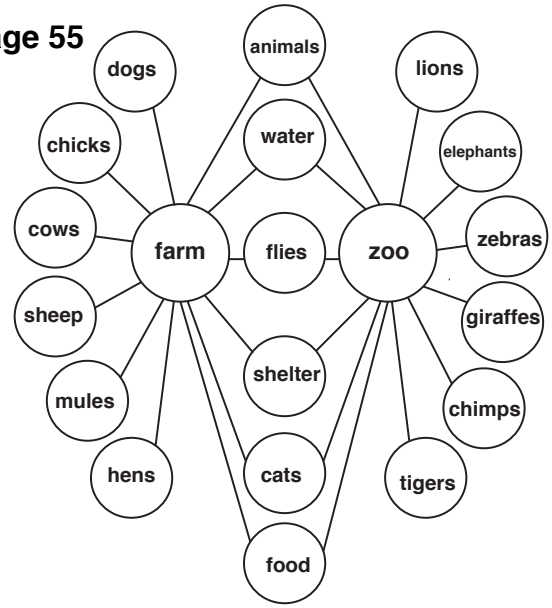


**Page 56**

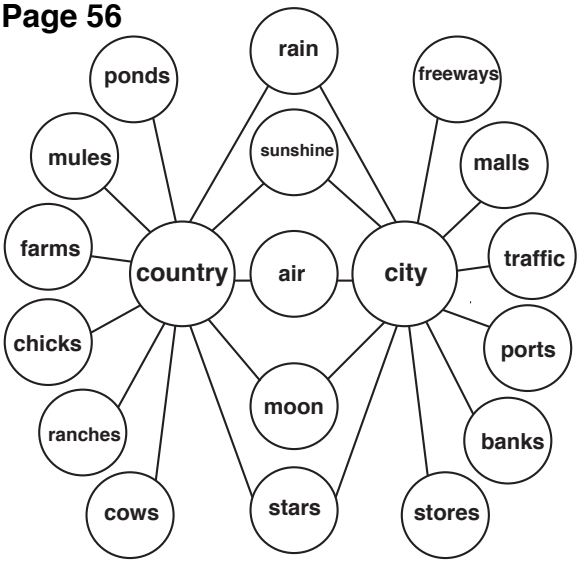


**Page 57**

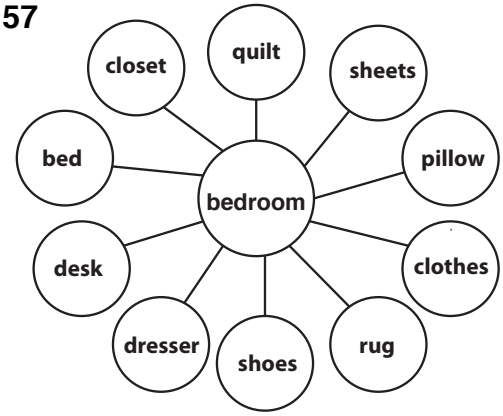


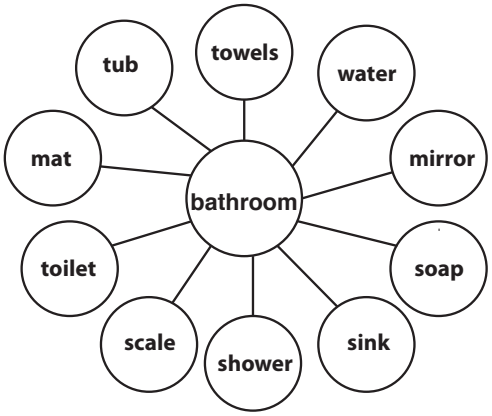


**Page 58**

1. blows
2. wants
3. spy
4. brings
5. grins
6. lifts
7. send
8. sings
9. buys
10. cooks
11. born
12. chat
13. goes
14. cry
15. thinks

## Page 59

1. chops
2. hides
3. bites
4. ask
5. slide
6. shook
7. limp
8. drinks
9. hunt
10. calls
11. go
12. give
13. paint
14. went
15. made

## Page 60

**Homophones * Homófonos**

Los homófonos son dos o más palabras que se pronuncian igual pero que significan otra cosa y se escriben de manera diferente. Hay muchos homófonos en inglés. Aquí hay unos pocos.

| English | Español | English | Español |
|---|---|---|---|
| ate | comió | fair | feria |
| eight | ocho | fare | pasaje |
| tail | cola | mail | correo |
| tale | cuento | male | macho |

Relacione los homófonos. Escriba la palabra de cada homófono. La primera se hizo como ejemplo.

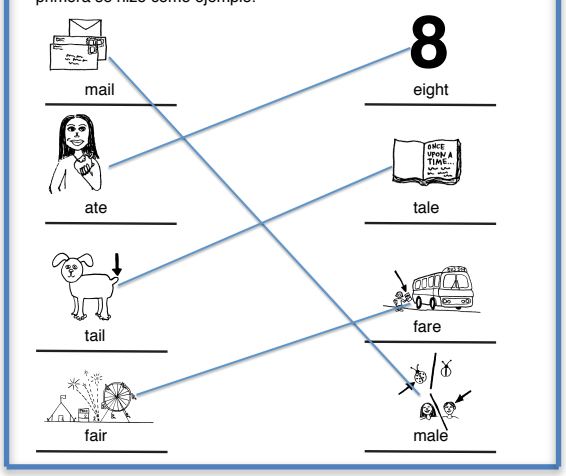


## Page 61

**Homophones * Homófonos**

Los homófonos son dos o más palabras que se pronuncian igual pero que significan otra cosa y se escriben de manera diferente. Hay muchos homófonos en inglés. Aquí hay unos pocos.

| English | Español | English | Español |
|---|---|---|---|
| sale | venta | sun | sol |
| sail | vela | son | hijo |
| plane | avión | hair | pelo |
| plain | llanura | hare | liebre |

Relacione los homófonos. Escriba la palabra de cada homófono. La primera se hizo como ejemplo.

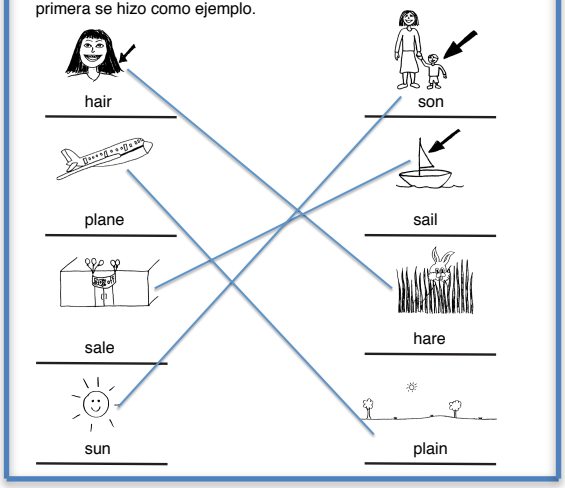


## Page 62

1. fare
2. tail
3. male
4. eight
5. ate
6. fair
7. mail
8. sun
9. hare
10. tale
11. hair
12. son
13. plane

## Page 63

1. quick
2. ocean
3. thin
4. see
5. close
6. quiet
7. run
8. nap
9. shy
10. cried
11. wish
12. test

## Page 64

1. sick
2. Maybe
3. street
4. grab
5. bump
6. forest
7. quilt
8. ask
9. blaring
10. engine
11. stream
12. agree

## Page 65

Things – spoon/card/cube/dime/bow/boot/note/ring/book/lamp/kite/check
Places – zoo/bedroom/farm/park/pond/jail/ranch/mall/bathroom/fort/home/bank
People – king/queen/men/clown/vet/crook/cook/boy/spy/nun/boss/groom

# English Translation of Spanish Directions

**Page 1**
A dictionary is a good place to learn new words. A dictionary tells you the meaning or meanings of a word. Words in a dictionary are placed in alphabetical order. Write the words below in alphabetical order. (Write the words that begin with a first, then the b words, then the c words and so forth.) Next, draw a line from the listed word to its picture. The first one has been done for you.

**Page 2**
A dictionary is a good place to learn new words. A dictionary tells you the meaning or meanings of a word. Words in a dictionary are placed in alphabetical order. Write the words below in alphabetical order. If words have the same first letter, then you must go to the second letter to see which word comes first. Next, draw a line from the listed word to its picture. The first one has been done for you.

**Page 3**
A dictionary is a good place to learn new words. A dictionary tells you the meaning or meanings of a word. Words in a dictionary are placed in alphabetical order. Write the words below in alphabetical order. If two words have the same first and second letters, then you will need to look at the third letter to determine which one comes first. Next, draw a line from the listed word to its picture. The first one has been done for you.

**Page 4**
Every page in the dictionary has two guide words at the top. The guide word at the top left tells you the first word on the page and the guide word at the top right tells you the last word on the page. Remember, words in the dictionary are listed in alphabetical order. Put an X next to the words you would find on each dictionary page with the two guide words in bold print.

**Page 5**
Fill in the blank with a noun (a person, place, creature, or thing) that will make sense in the sentence. Use the nouns below. Use each noun once.

**Page 6**
Fill in the blank with a noun (a person, place, creature, or thing) that will make sense in the sentence. Use the nouns below. Use each noun once.

**Page 7**
Fill in the blank with a verb (action word) that will make sense in the sentence. Use the verbs below. Use each verb once.

**Page 8**
Match the noun (person, place, thing, or creature) with a verb. Use each noun only once. The first one has been done for you.

Write sentences with seven of the noun and verb matches. Choose any of the sixteen matches. Include “where” or “when” information in your sentences. The first one has been done for you.

**Page 9**
Plural means more than one in number. Use the words below to fill in the analogies. An analogy is a comparison between two things. The first one has been done for you.

**Page 10**
Plural means more than one. Fill in each sentence with a plural noun. A noun is a person, place, thing, or creature. Use each plural noun once.

**Page 11**
Choose from the adjectives below to describe the given nouns.

Choose several of your nouns with describing adjectives to write sentences. One sentence has been done for you.

**Page 12**
Fill in the blank with an adjective. Adjectives describe nouns. Use the adjectives below. Use each adjective once.

**Page 13**
Match the word with its picture.

**Page 14**
Fill in each outer square with words that tell about the animal in the inner square. Use the words in the box below. Use each word once. The first one has been done for you.

**Page 15**
Fill in each outer square with words that tell about the animal in the inner square. Use the words in the box below. Use each word once. Then write a sentence using the words in the squares. The first one has been done for you.

**Page 16**
Use the words below to fill in the classifying tree.
Use the animal names from above to answer the questions.

**Page 17**
Fill in the double bubble for the animals. For the middle connecting bubbles, put in the information that is the same for both animals. For the outer bubbles, put in information that applies to only the one animal. Use the words below to fill in the bubbles. The first one has been done for you.

**Page 18**
Fill in the double bubble for the animals. For the middle connecting bubbles, put in the information that is the same for both animals. For the outer bubbles, put in information that applies to only the one animal. Use the words below to fill in the bubbles. The first one has been done for you.

**Page 19**
Match the word with its picture.

**Page 20**
Match the word with its picture.

**Page 21**
Write the words below in the circles. Choose the things or creatures that could be found in each place. You may use the words more than once.

**Page 22**
Choose a person, creature, or thing from below that you would find at the places in the chart. Use each word once. The first one has been done for you.

Write sentences using the person, creature, or thing and its place in a sentence. The first one has been done for you.

**Page 23**
Fill in each outer square with words that relate to the place in the inner square. Use the words in the box below. Use each word once.

**Page 24**
Match the word with its picture.

**Page 25**
Match the word with its picture.

**Page 26**
Use the words below to fill in the classifying tree.

**Page 27**
Use the words below to fill in the classifying tree about the things you would find in a home or in nature.

**Page 28**
Use the words below to fill in the classifying tree about the things you'd find at department stores and the things you'd find at grocery stores.

**Page 29**
Use the words below to fill in the classifying tree. Write the words under the correct category.

**Page 30**
Write the number word under its number.

**Page 31**
After each number word, write its number. After each number, write its number word. Two of them have been done for you.

**Page 32**
Write the colors to fill in the table. Choose a color that is the color of the noun (person, place, thing, or creature). You can use a color more than once.

**Page 33**
Many words have more than one meaning. The words below have more than one meaning. Write a sentence for each meaning of the words.

**Page 34**
Many words have more than one meaning. Use the words below to fill in the blanks. Use each word below twice. Add an s to the word if necessary.

Write the six words from above in alphabetical order.

**Page 35**
Match the rhyming pictures by drawing a line. Then write the word for its picture. Remember, rhyming words sound alike except for their beginning sound. The first one has been done for you.

**Page 36**
Match the rhyming pictures by drawing a line. Then write the word for its picture. Remember, rhyming words sound alike except for their beginning sound. The first one has been done for you.

**Page 37**
Match the rhyming pictures by drawing a line. Then write the word for its picture. Remember, rhyming words sound alike except for their beginning sound. The first one has been done for you.

**Page 38**
Match the rhyming pictures by drawing a line. Then write the word for its picture. Remember, rhyming words sound alike except for their beginning sound. The first one has been done for you.

**Page 39**
Match the rhyming pictures by drawing a line. Then write the word for its picture. Remember, rhyming words sound alike except for their beginning sound. The first one has been done for you.

**Page 40**
Read each sentence. If you think the sentence would make a person happy, then shade in the happy face. If you think the sentence would make a person not so happy, then shade in the sad face.

**Page 41**
There are many contractions in English. A contraction is when two words are joined together with one or two letters left out. An apostrophe is placed where the letter or letters are omitted. Fill in the blanks with contractions. Use each contraction once or twice. If there is a two after the contraction, use that contraction twice.

**Page 42**
There are many contractions in English. A contraction is when two words are joined together with one or two letters left out. An apostrophe is placed where the letter or letters are omitted. Fill in the blanks with contractions. Use each contraction once or twice. If there is a two after the contraction, use that contraction twice.

**Page 43**
Match the word with its picture.

**Page 44**
Fill in each outer square with words that tell about the person or people in the inner square. Use the words in the box below. Use each word once.

**Page 45**
Fill in each outer square with words that relate to the type of transportation in the inner square. Use the words in the box below. Use each word once.

**Page 46**
Fill in the blanks using the words below. Use each word once.

**Page 47**
Fill in the blanks using the words below. Use each word once.

**Page 48**
Match the word with its picture.

**Page 49**
Match the word with its picture.

**Page 50**
Use the words below to fill in the classifying tree.
Use the words from above to answer the questions.

**Page 51**
Match the word with its picture.

**Page 52**
Match the word with its picture.

**Page 53**
Match the word with its picture.

**Page 54**
An analogy is a comparison between two things. Use the words below to fill in the analogies. The first one has been done for you. You can use a word more than once.

**Page 55**
Fill in the double bubble with the words below. In the outer bubbles, write in the animals, places or things you usually find at either the farm or the zoo. In the middle connecting bubbles, write in animals, places, or things you find in both places. The first one has been done for you.

**Page 56**
Fill in the double bubble with the words below. In the outer bubbles, write in the animals, places, or things you usually find in either the country or the city. In the middle connecting bubbles, write in animals, places, or things you find in both places. The first one has been done for you.

**Page 57**
Write the words below in the circles. Fill in the outer circles with the things you could find in each place. Use each word once.

**Page 58**
Every sentence must have a verb. The verb is the action word in the sentence. It tells what the subject is doing in the sentence. Fill in the blanks with an action word. Use each verb once.

**Page 59**
Fill in the blank with a verb (an action word) that will make sense in the sentence. Use the verbs below. Use each verb once.

**Page 60**
Homophones are two or more words that have the same pronunciation but different meanings and spellings. There are many homophones in English. Here are just a few.

Match the homophones. Write the word for each homophone. The first one has been done for you.

**Page 61**
Homophones are two or more words that have the same pronunciation but different meanings and spellings. There are many homophones in English. Here are just a few.

Match the homophones. Write the word for each homophone.

**Page 62**
Homophones are two or more words that have the same pronunciation but different meanings and spellings. There are many homophones in English. Here are just a few.

Fill each blank with the correct homophone.

**Page 63**
A synonym is a word that means exactly or nearly the same as another word. Use the synonyms below to fill in the blanks. Under each blank is a word. Match up the synonyms. Use each synonym once.

**Page 64**
A synonym is a word that means exactly or nearly the same as another word. Use the synonyms below to fill in the blanks. Under each blank is a word. Match up the synonyms. Use each synonym once.

**Page 65**
Write the words below in the correct category.

# Índice


Adjetivos, 11-12
Alimentos, 48, 50
Analogías, 54
Animales, 13-18
Categorías, 65
Colores, 32
Contracciones, 41-42
Cosas, 24-29, 46-47
Cuerpo, 52
Diccionario, 1-4
Hogar, 51
Homófonos, 60-62
Lugares, 19-23, 55-57
Naturaleza, 53
Numeros, 30-31
Palabras con múltiples significados, 33-34
Palabras que riman, 35-39
Personas, 43-44
Plurales, 9-10
Respuestas, 66-74
Ropa, 49-50
Sentimientos, 40
Sinónimos, 63-64
Sustantivos, 5-6
Traducción al inglés de las instrucciones en español, 75-81
Transporte, 45
Verbos, 7-8, 58-59


# Index


Adjectives, 11-12
Analogies, 54
Animals, 13-18
Answer Key, 66-74
Body, 52
Categories, 65
Clothes, 49-50
Colors, 32
Contractions, 41-42
Dictionary, 1-4
English Translation of Spanish Directions, 75-81
Feelings, 40
Food, 48, 50
Home, 51
Homophones, 60-62
Nature, 53
Nouns, 5-6
Numbers, 30-31
People, 43-44
Places, 19-23, 55-57
Plurals, 9-10
Rhyming Words, 35-39
Synonyms, 63-64
Things, 24-29, 46-47
Transportation, 45
Verbs, 7-8, 58-59
Words with Multiple Meanings, 33-34