

Table of Contents

Introduction	v
Lesson 1 Animals	1
Lesson 2 People	8
Lesson 3 Places	15
Lesson 4 Things	22
Lesson 5 Verbs	29
Lesson 6 Food	36
Lesson 7 Clothes	43
Lesson 8 Home	50
Lesson 9 Nature	57
Lesson 10 Body	64
Lesson 11 Math	71
Lesson 12 Verbs 2	78
Lesson 13 Numbers	85
Lesson 14 Describing Words	92
Lesson 15 Describing Words 2	99
Lesson 16 Verbs 3	106
Lesson 17 Describing Words 3	113
Lesson 18 Health	120
Lesson 19 School	127
Lesson 20 Verbs 4	134
English Translation of Spanish Directions	141
Index	148

Contenido

Introducción.....	vi
Lección 1 Animales	1
Lección 2 Personas	8
Lección 3 Lugares	15
Lección 4 Cosas	22
Lección 5 Verbos	29
Lección 6 Alimentos	36
Lección 7 Ropa.....	43
Lección 8 Casa	50
Lección 9 Naturaleza	57
Lección 10 Cuerpo.....	64
Lección 11 Matemáticas.....	71
Lección 12 Verbos 2	78
Lección 13 Números	85
Lección 14 Palabras de descripción.....	92
Lección 15 Palabras de descripción 2.....	99
Lección 16 Verbos 3	106
Lección 17 Palabras de descripción 3.....	113
Lección 18 Salud.....	120
Lección 19 Escuela	127
Lección 20 Verbos 4	134
Traducción al inglés de las instrucciones en español.....	141
Índice.....	148

Lesson 3 * Lección 3

Vocabulary * Vocabulario

Places * Lugares



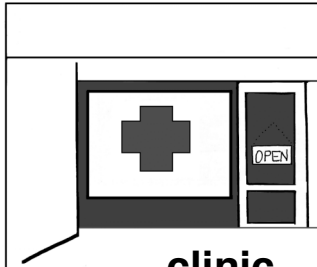
kitchen
cocina




jungle
selva




apartment
apartamento



clinic
clínica



forest
bosque



bakery
panadería



ocean
océano




hospital
hospital



mountain
montaña



grocery store
tienda de comestibles



desert
desierto



Earth
Tierra

Fill in the Blanks * Llène el Espacio

Llene cada espacio con una palabra de la página de vocabulario. Use la figura al final de la oración para ayudarse. Lea la oración con cuidado porque puede necesitar añadir una s o las letras es a la palabra del vocabulario.

1. There is more water than land on _____ .



2. He burned his finger in the _____ .



3. On Thursday, we will go hiking in the _____ .



4. My sister went to the _____ to get stitches.



5. The _____ , with its many trees, is home for countless creatures.



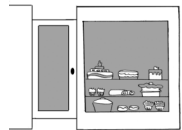
6. My brothers like to go fishing in the _____ .



7. My friend's _____ is on the third floor.



8. The _____ on the corner sells enormous pastries.



9. Every Saturday my dad goes to the _____ .



10. When you hike in the _____ you need lots of water.




11. In the _____ we will probably see monkeys.



12. Mom will get her flu shot at the _____ .



Channel Islands National Park



Dolphins jumping in pairs, as they surf the wake of your boat is what you might see when you travel to the Channel Islands National Park. These five islands are part of a chain of eight islands located in the Pacific Ocean off the coast of Southern California. San Miguel, Santa Rosa, Santa Cruz, Anacapa, and Santa Barbara islands were made into the Channel Islands National Park in 1980. The Channel Islands National Marine Sanctuary encompasses the waters around the islands. The Channel Islands National Park helps preserve a place where visitors can go to experience coastal southern California as it once was.

The trip from Ventura to Santa Cruz Island takes about an hour by boat. Along the way you may see pods of dolphins. If you're lucky, you may see migrating whales. Once you reach the island, there is a small dock where you will disembark. A ranger may be there to meet and tell you about the island. There are no restaurants so you will need to pack a lunch. There are no trashcans so you will need to pack out all of your trash. What can you do on the island? You can kayak, snorkel, scuba, hike, camp, or just relax. Many people like to kayak because there are caves you can explore and many animals to see. As you kayak, you will see many pelicans and probably several sea lions. The water is crystal clear so you can see colorful fish and purple sea urchins as your kayak skims over large kelp beds. If you decide to hike, you won't encounter many people on the trails. September and October are the best times to visit the island because the weather is warm and sunny. But don't miss the boat for the return trip to the mainland; otherwise, you will have to spend the night and there are no hotels.

Santa Cruz is the largest of the five islands in the Channel Islands National Park. It is 60,645 acres. The smallest of the five islands is the Santa Barbara Island with 639 acres. On all of the islands, you can hike and camp. On several, you can also snorkel, scuba, and kayak. On all of them, you will see wildlife.

The Chumash Indians inhabited the islands for thousands of years. They developed a rich culture dependent on the resources of the land and the sea for survival. By the nineteenth century, there were sheep and cattle ranches on Santa Cruz, Santa Rosa, and San Miguel islands. When you visit the islands today, you can see the remains of the ancient Chumash villages, the historic sheep and cattle ranches, and military structures that have also occupied these islands.

Maybe someday you will have a chance to visit the Channel Islands National Park. What will you want to do there? Have a picnic on the beach, kayak, hike, scuba, or snorkel? Maybe, you'll just want to relax and enjoy the peace and quiet of nature.

Comprehension Questions

Use la información en *Cannel Islands Nathional Park* para contestar las siguientes preguntas. Conteste cada pregunta con una oración completa.

1. Where is the Channel Islands National Park?

2. How many islands make up the park?

3. Name three animals you would find in a marine sanctuary.

4. Name three things you can do at the islands.

5. What was the name of the Native Americans that lived on the islands.

6. What is a group of dolphins called?

7. Name two mammals you may see on your way to the islands.

8. What is the name of the largest island?

9. Catalina Island is one of the eight Channel Islands. It is a developed island with hotels, restaurants, homes, shops, and a golf course. Would you rather visit Catalina Island or Santa Cruz Island? Give three reasons for your answer.

Prefixes * Prefijos

Un prefijo es un grupo de letras que se añaden al principio de una palabra para cambiar su significado. En esta página usaremos los siguientes prefijos: mis-, pre-, under-. El prefijo mis- significa *equivocadamente*. El prefijo pre- significa *antes*. El prefijo under- significa *debajo* o *menos que*.

Escriba el significado de cada una de las siguientes palabras. La primera ya está hecha.

1. **underline**

line below

6. **presort**

2. **preheat**

7. **undershirt**

3. **misplace**

8. **misspelled**

4. **prepay**

9. **preview**

5. **underground**

10. **misunderstood**

Complete cada oración con una de las palabras anteriores.

11. He will wear an _____ to keep warm.

12. The subway runs _____.

13. My two sons always _____ their keys.

14. Let's _____ the chapter in science before we read it.

15. Please _____ the correct answer.

16. You need to _____ the oven for ten minutes.

17. She _____ five words on the test.

18. The student _____ the question.

Antonyms * Antónimos

Escriba, junto a cada palabra, la palabra que signifique lo contrario o casi lo contrario. Use las palabras de la casilla para contestar.

light	1. _____
left	2. _____
pretty	3. _____
awake	4. _____
buy	5. _____
present	6. _____
indoors	7. _____
crooked	8. _____
common	9. _____
gloomy	10. _____
hungry	11. _____
locate	12. _____
appear	13. _____
quit	14. _____
slender	15. _____
maximum	16. _____
defeat	17. _____
easy	18. _____

full
sell
lose
vanish
right
begin
bright
absent
fat
hard
asleep
minimum
rare
heavy
victory
straight
ugly
outdoors

Answer Key * Las Respuestas

Fill in the Blanks * Llène el Espacio (page 16)

1. earth
2. kitchen
3. mountains
4. hospital
5. forest
6. ocean
7. apartment
8. bakery
9. grocery store
10. desert
11. jungle
12. clinic

Comprehension * Comprensión (page 18)

1. The Park is located in the Pacific Ocean off the coast of Southern California.
2. Five islands make up the park.
3. You might see dolphins, pelicans, and sea lions.
4. At the islands, you can kayak, snorkel, and hike.
5. The Chumash Indians lived on the islands for many years.
6. A group of dolphins is called a pod.
7. You might see dolphins or whales on the way to the islands.
8. The largest island is Santa Cruz.
9. I would rather visit Santa Cruz Island because I like to hike, camp, and relax where there are not many people.

Prefixes * Prefijos (page 19)

1. line below	7. below shirt	13. misplace
2. heat before	8. spelled incorrectly	14. preview
3. place wrongly	9. view before	15. underline
4. pay before	10. understood incorrectly	16. preheat
5. below ground	11. undershirt	17. misspelled
6. sort before	12. underground	18. misunderstood

Antonyms * Antónimos (page 20)

1. heavy	7. outdoors	13. vanish
2. right	8. straight	14. begin
3. ugly	9. rare	15. fat
4. asleep	10. bright	16. minimum
5. sell	11. full	17. victory
6. absent	12. lose	18. hard