

# Contents

Introduction.....	iv
Lesson 1 Long /i/ Vowel Sound Spelled <u>y</u> .....	1
Lesson 2 Long /e/ and /o/ Vowel Sounds.....	6
Lesson 3 The <u>Ch</u> Sound .....	11
Lesson 4 <u>Or</u> Vowel Sound .....	16
Lesson 5 Words that End with <u>all</u> Sound .....	21
Reading and Spelling Check #1 .....	26
Lesson 6 The <u>Th</u> Sounds.....	27
Lesson 7 The Sounds of <u>ing</u> , <u>ang</u> , <u>ong</u> , <u>ung</u> .....	32
Lesson 8 The Vowel Sounds <u>oy</u> and <u>ar</u> .....	37
Lesson 9 The <u>Wh</u> Sound.....	42
Lesson 10 The sounds of <u>ink</u> , <u>ank</u> , <u>onk</u> , <u>unk</u> .....	47
Reading and Spelling Check #2 .....	52
Lesson 11 The /oo/ Sound as in Moon .....	53
Lesson 12 Vowel-Consonant-e Pattern (VCe).....	58
Lesson 13 Ending Blends .....	63
Lesson 14 Ending Blends .....	68
Lesson 15 The Long /o/ Vowel Sound Spelled <u>ow</u> .....	73
Reading and Spelling Check #3 .....	78
Lesson 16 The Long /a/ Vowel Sound Spelled <u>ai</u> .....	79
Lesson 17 Compound Words .....	84
Lesson 18 Ending Blends .....	89
Lesson 19 The Vowel Sound /ow/as in cow .....	94
Lesson 20 The Vowel Sound /oo/as in book.....	99
Reading and Spelling Check #4 .....	104
Answer Key.....	105

# Long i Vowel Sound Spelled with y

## Lesson 1

Blend the consonant and vowel sounds to read and spell the words. When y comes at the end of a short word, it has the sound of long /i/ as in *by*. Read the words and then write the correct word under the picture.

1. by	2. my	3. shy	4. dry	5. cry
6. fry	7. spy	8. fly	9. sly	



1. \_\_\_\_\_

2. \_\_\_\_\_

3. \_\_\_\_\_

Write sentences with five of the words from the list.

4. \_\_\_\_\_

5. \_\_\_\_\_

6. \_\_\_\_\_

7. \_\_\_\_\_

8. \_\_\_\_\_

## High Frequency Words

Read the high frequency words and sentences until you can read them smoothly. Write the sentence that goes with the picture. The first one has been done for you.

want	do	friend	water
------	----	--------	-------

The spy grins at the deer.

Dad wants to fry the fish.


The sly fox tricks the duck.


Meg sweeps the dry brush into the box.


My friend wants to cry.

Do not let the water drip on the grass.


1.  My friend wants to cry.

2.  \_\_\_\_\_

3.  \_\_\_\_\_

4.  \_\_\_\_\_

5.  \_\_\_\_\_

6.  \_\_\_\_\_

## Fill in the Blank

Fill in the blanks with the words from page 1 or the high frequency words from page 2. Use each word once. The pictures from page 1 are at the end of the sentences to help you.

1. My \_\_\_\_\_ has a big grin.
2. The \_\_\_\_\_ dog flees from the big cat.
3. \_\_\_\_\_ not put the trash in the shed.
4. Dad will \_\_\_\_\_ the dishes.
5. They \_\_\_\_\_ to play with the drum.
6. There is a big black \_\_\_\_\_ on the ham.
7. The \_\_\_\_\_ cat plays a trick on the rat.
8. Pat will \_\_\_\_\_ the clams in the pan.
9. The man will meet the \_\_\_\_\_ at the shack.
10. The green cup is \_\_\_\_\_ the black dish.
11. Where is \_\_\_\_\_ dog?
12. The doll can \_\_\_\_\_ and kiss.



## Spelling Rules

When adding an s to words that end in y, you will need to drop the y and add ies except when the y is preceded by a vowel as in *boy/boys*. Use the words on the right to fill in the blanks. Add s or ies to the words.

1. Pat \_\_\_\_\_ the big brass drum.
2. There are \_\_\_\_\_ on the beef.
3. Bill \_\_\_\_\_ the dishes with a rag.
4. They can fix the \_\_\_\_\_ .
5. Dan \_\_\_\_\_ the eggs in the hot pan.
6. Mom \_\_\_\_\_ a new black dress.
7. Tom \_\_\_\_\_ in the mud.
8. The \_\_\_\_\_ meet at the black van.
9. The boy \_\_\_\_\_ for his toy truck.
10. The green \_\_\_\_\_ swim in the water.

dry

want

fry

cry

slip

play

fly

spy

frog

clock

## Word Search

Read the words. Then find the words below in the Word Search. Circle the words. The words can be written across, down, in reverse, or diagonally.

cry	shy	fry	dry	fly
by	sly	my	spy	do
want	grin	drip	crack	track

C	G	C	M	Y	S	Y	D
S	R	R	R	L	B	R	O
S	H	Y	I	A	Y	E	M
P	K	Y	F	N	C	T	B
Y	H	R	W	P	R	K	Y
Y	Y	A	I	A	F	K	L
V	N	R	C	I	G	L	S
T	D	K	L	V	O	D	Y